

Benchmark

Benchmark	MSCI Europe ex UK Index
Benchmark Category	Target
IA Sector	Europe Excluding UK

Identification Codes

Sedol Code	B6T93L1
Mex Code	-
Isin Code	GB00B6T93L12
Citi Code	OZFL

Fund Overview

Mid (17/04/2025)	2445.80p
Historic yield	1.94%
Fund size (28/02/2025)	£1018.98m
Number of holdings	31
Ongoing Charges	0.55%
Launch date	29/09/1989

Fund Charges

Entry Charge	0.00%
Ongoing Charges	0.55%

Fund Background

Valuation frequency	Daily
Valuation point	12:00
Fund type	OEIC
Launch price	€0.50
Fund currency	Pound Sterling
Fund domicile	United Kingdom
ISA allowable	Yes
SIPP allowable	Yes

Dealing

Minimum Investment	-
Minimum Top Up	-
Minimum Regular Saving	-
Settlement Period: Buy	3 days
Settlement Period: Sell	3 days
Pricing Basis	Forward
Dealing Decimals	3

Aims

The Fund aims to: • Provide a higher total return (capital growth plus income), net of the Ongoing Charge Figure, than that of the MSCI Europe ex UK Index over any five-year period, and • As its Sustainability Goal, support the mitigation of climate change by investing at least 70% of the Fund in companies that contribute towards the Paris Agreement climate change goal* and have the potential to reduce their contribution to climate change determined by their potential to decarbonise their operations over time and ultimately reach Net Zero.

Performance



Discrete performance - to last month end

	31/03/20 to 31/03/21	31/03/21 to 31/03/22	31/03/22 to 31/03/23	31/03/23 to 31/03/24	31/03/24 to 31/03/25
Fund	37.3%	3.2%	13.4%	17.7%	0.7%
Sector	39.6%	4.2%	6.5%	12.3%	0.9%
Rank	70/117	76/121	15/126	21/127	77/128
Quartile	3	3	1	1	3

Annualised performance

	3 Years to 31/03/25	5 Years to 31/03/25	10 Years to 31/03/25
Fund	10.4%	13.8%	8.5%
Sector	6.5%	11.9%	7.3%
Rank	24/126	34/117	15/94
Quartile	1	2	1

Fund Managers



Name: John William Olsen
Manager for: 10 years, 9 months

Ratings

FE Crown



Group Details

Group name	M&G Investments
Group address	10 Fenchurch Avenue London EC3M 5AG United Kingdom
Group telephone	0800 390 390
Dealing telephone	0800 328 3196
Email	info@mandg.co.uk
Homepage	www.mandg.co.uk
Fax number	-


Important Information

- Source of portfolio data: Broadridge. Source of performance data: FE fundinfo. We can't predict the future. Past performance isn't a guide to future performance. The figures shown are intended only to demonstrate performance history of the fund, after allowing for the impact of ongoing charges, but take no account of product charges. Ongoing charges may vary in the future and may be higher than they are now. Fund performance is based upon the movement of the daily price and is shown as total return in GBP with income reinvested. The value of your client's investment can go down as well as up and the amount your client gets back may be less than they put in.
- This factsheet is for investment professionals and is for information purposes only. Should you wish to present any of this content to your client, please refer to similar pages on pru.co.uk. You should refer to your client's policy documentation and supporting brochures for fund availability, investment strategy, any product information and charges. Every care has been taken in populating this output, however it must be appreciated that neither Broadridge, Prudential nor their sources guarantee the accuracy, adequacy or completeness of this information or make any warranties regarding results from its usage.


Top 10 Holdings

Name	% Weight	Sector	Country
1 AIB GROUP	6.20%	Banks	Ireland
2 SAP SE	6.00%	Software & Computer Services	Germany
3 SCOUT24 SE	5.46%	Software & Computer Services	Germany
4 CTS EVENTIM AG & CO. KGAA	5.43%	Media	Germany
5 NOVO NORDISK A/S	5.18%	Pharmaceuticals & Biotechnology	Denmark
6 SCHNEIDER ELECTRIC SE	4.98%	Electronic & Electrical Equipment	France
7 HANNOVER RUCK SE	4.69%	Non-life Insurance	Germany
8 SIEMENS AKTIENGESELLSCHAFT	4.10%	General Industrials	Germany
9 LEGRAND	4.08%	Electronic & Electrical Equipment	France
10 AMADEUS IT GROUP SA	3.54%	Software & Computer Services	Spain

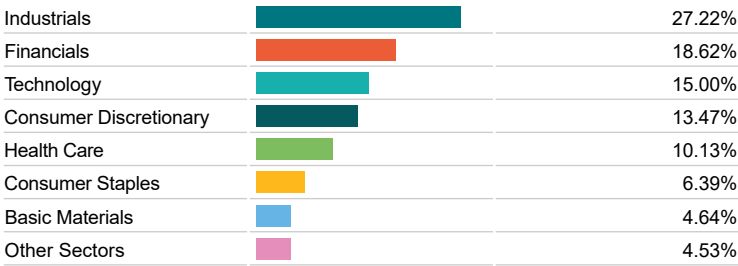
Asset Allocation



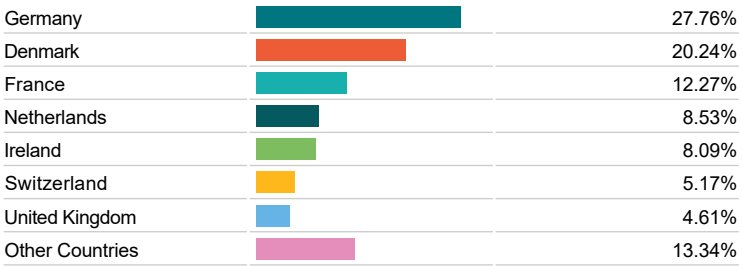
Regional Allocation



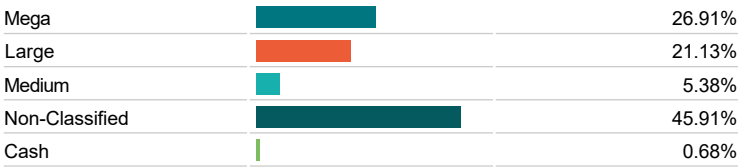
Equity Sector Breakdown



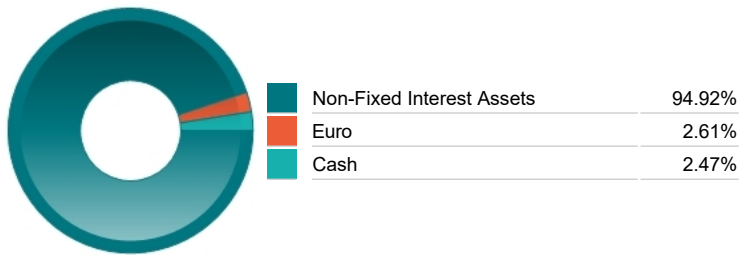
Top Country Breakdown



Breakdown By Market Cap (%)



Fixed Interest Currencies



Important Information

- The Industry Classification Benchmark is a product of FTSE International Limited and has been licensed for use.
- "Prudential" is a trading name of The Prudential Assurance Company Limited, which is registered in England and Wales. Registered office at 10 Fenchurch Avenue, London EC3M 5AG. Registered number 15454. Authorised by the Prudential Regulation Authority and regulated by the Financial Conduct Authority and the Prudential Regulation Authority.