

Benchmark

| | |
|--------------------|------------------------------|
| Benchmark | No External Benchmark~QFUR.N |
| Benchmark Category | - |
| IA Sector | Specialist |

Identification Codes

| | |
|------------|--------------|
| Sedol Code | B8GJCL1 |
| Mex Code | XVSANC |
| Isin Code | GB00B8GJCL12 |
| Citi Code | GSJM |

Fund Overview

| | |
|------------------------|------------|
| Mid (19/07/2024) | 162.50p |
| Historic yield | 1.69% |
| Fund size (31/03/2024) | £106.28m |
| Number of holdings | 41 |
| Ongoing Charges | 0.98% |
| Launch date | 15/10/2012 |

Fund Charges

| | |
|-----------------|-------|
| Entry Charge | 0.00% |
| Ongoing Charges | 0.98% |

Fund Background

| | |
|---------------------|----------------|
| Valuation frequency | Daily |
| Valuation point | 12:00 |
| Fund type | OEIC |
| Launch price | £0.01 |
| Fund currency | Pound Sterling |
| Fund domicile | United Kingdom |
| ISA allowable | Yes |
| SIPP allowable | Yes |

Dealing

| | |
|-------------------------|---------|
| Minimum Investment | £1000 |
| Minimum Top Up | £250 |
| Minimum Regular Saving | - |
| Settlement Period: Buy | 3 days |
| Settlement Period: Sell | 3 days |
| Pricing Basis | Forward |
| Dealing Decimals | 2 |

Distribution Dates

| Ex dividend date(s) | Income payment date(s) |
|---------------------|------------------------|
| 02 January | 18 January |
| 01 July | 30 August |

Aims

The Fund seeks to provide growth (through increases in investment value and income) over a rolling five-year period through investment in companies from around the world which have exposure to food and agriculture sectors.

Performance



Discrete performance - to last month end

| | 30/06/19 to 30/06/20 | 30/06/20 to 30/06/21 | 30/06/21 to 30/06/22 | 30/06/22 to 30/06/23 | 30/06/23 to 30/06/24 |
|------|----------------------|----------------------|----------------------|----------------------|----------------------|
| Fund | -8.3% | 24.1% | -18.3% | -2.7% | -0.6% |

Annualised performance

| | Annualised | | |
|------|---------------------|---------------------|----------------------|
| | 3 Years to 30/06/24 | 5 Years to 30/06/24 | 10 Years to 30/06/24 |
| Fund | -7.5% | -2.1% | 4.9% |

Fund Managers



| | | |
|--------------|--------------------|-------------|
| Name: | Jeneiv Shah | Colm Harney |
| Manager for: | 6 years, 11 months | 3 years |

Ratings

FE Crown



Group Details

| | |
|-------------------|--|
| Group name | Sarasin & Partners LLP |
| Group address | Juxon House 100 St Paul's Churchyard London EC4M 8BU |
| Group telephone | 020 7038 7097 |
| Dealing telephone | 01481 745184 |
| Email | brokersupport@sarasin.co.uk |
| Homepage | www.sarasin.co.uk |
| Fax number | 020 7038 6851 |

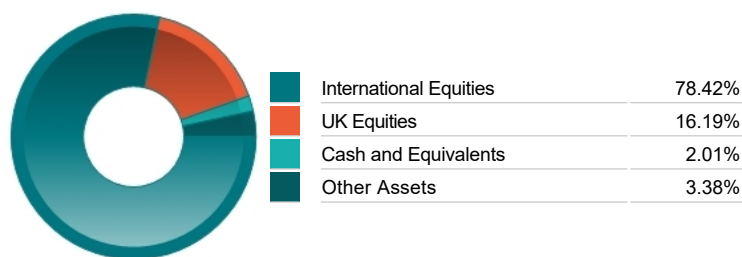
Important Information

- Source of portfolio data: Broadridge. Source of performance data: FE fundinfo. We can't predict the future. Past performance isn't a guide to future performance. The figures shown are intended only to demonstrate performance history of the fund, after allowing for the impact of ongoing charges, but take no account of product charges. Ongoing charges may vary in the future and may be higher than they are now. Fund performance is based upon the movement of the daily price and is shown as total return in GBP with income reinvested. The value of your client's investment can go down as well as up and the amount your client gets back may be less than they put in.
- This factsheet is for investment professionals and is for information purposes only. Should you wish to present any of this content to your client, please refer to similar pages on pru.co.uk. You should refer to your client's policy documentation and supporting brochures for fund availability, investment strategy, any product information and charges. Every care has been taken in populating this output, however it must be appreciated that neither Broadridge, Prudential nor their sources guarantee the accuracy, adequacy or completeness of this information or make any warranties regarding results from its usage.

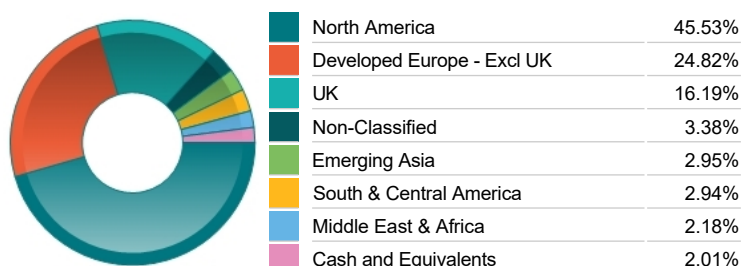
Top 10 Holdings

| Name | % Weight | Sector | Country |
|--------------------------------|----------|------------------------|----------------|
| 1 CHIPOTLE MEXICAN GRILL | 4.91% | Travel & Leisure | United States |
| 2 COMPASS GROUP | 4.90% | Consumer Services | United Kingdom |
| 3 DEERE & CO | 4.58% | Industrial Engineering | United States |
| 4 BUNGE LIMITED | 3.83% | Food Producers | Switzerland |
| 5 MIDDLEBY CORP | 3.57% | Industrial Engineering | United States |
| 6 CRANSWICK | 3.47% | Food Producers | United Kingdom |
| 7 MOWI ASA | 3.41% | Food Producers | Norway |
| 8 DSM-FIRMENICH AG | 3.38% | Food Producers | Non-Classified |
| 9 COSTCO WHOLESALE CORPORATION | 3.28% | Retailers | United States |
| 10 AGCO CORP | 3.18% | Industrial Engineering | United States |

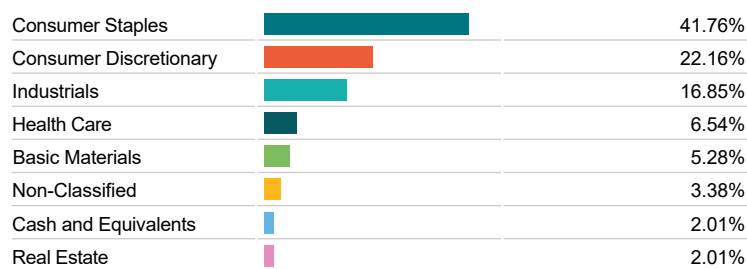
Asset Allocation



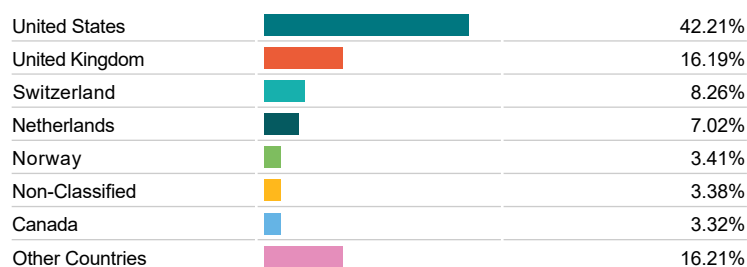
Regional Allocation



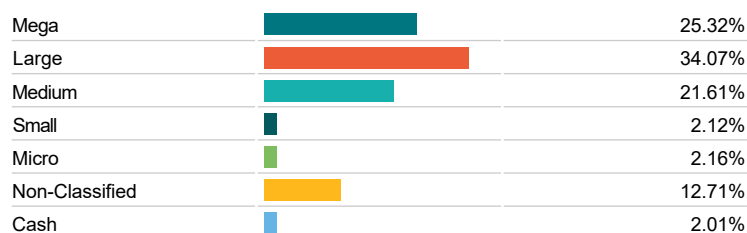
Equity Sector Breakdown



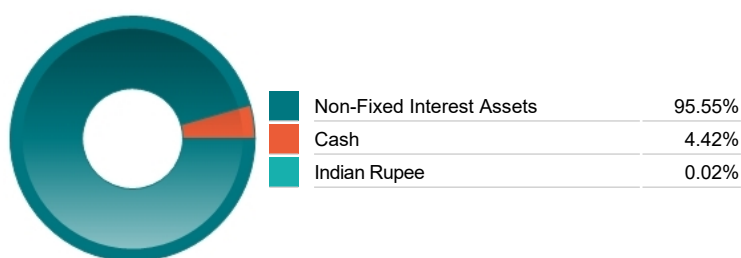
Top Country Breakdown



Breakdown By Market Cap (%)



Fixed Interest Currencies



Important Information

- The Industry Classification Benchmark is a product of FTSE International Limited and has been licensed for use. "Prudential" is a trading name of The Prudential Assurance Company Limited, which is registered in England and Wales. Registered office at 10 Fenchurch Avenue, London EC3M 5AG. Registered number 15454. Authorised by the Prudential Regulation Authority and regulated by the Financial Conduct Authority and the Prudential Regulation Authority.