

### Benchmark

Benchmark	FTSE 350 (TR)
Benchmark Category	-
IA Sector	UK Equity Income

### Identification Codes

Sedol Code	BRXFYM0
Mex Code	-
Isin Code	GB00BRXFYM03
Citi Code	-

### Fund Overview

Mid	-
Historic yield	-
Fund size (31/05/2024)	£76.32m
Number of holdings	48
Ongoing Charges	0.86%
Launch date	20/02/2009

### Fund Charges

Entry Charge	0.00%
Ongoing Charges	0.86%

### Fund Background

Valuation frequency	Daily
Valuation point	12:00
Fund type	Unit Trust
Launch price	£1.00
Fund currency	Pound Sterling
Fund domicile	United Kingdom
ISA allowable	Yes
SIPP allowable	Yes

### Dealing

Minimum Investment	-
Minimum Top Up	-
Minimum Regular Saving	-
Settlement Period: Buy	4 days
Settlement Period: Sell	4 days
Pricing Basis	Forward
Dealing Decimals	3

### Distribution Dates


Ex dividend date(s)	Income payment date(s)
01 January	28 February
01 April	31 May
01 July	31 August
01 October	30 November

### Aims

The fund aims to produce a higher than average yield, long term growth of income & capital. Investment is made generally in Blue Chip UK equities which, in the Manager's opinion, show above average, management quality and growth.

### Performance

### Fund Managers



Name: Simon Young  
 Manager for: 6 years

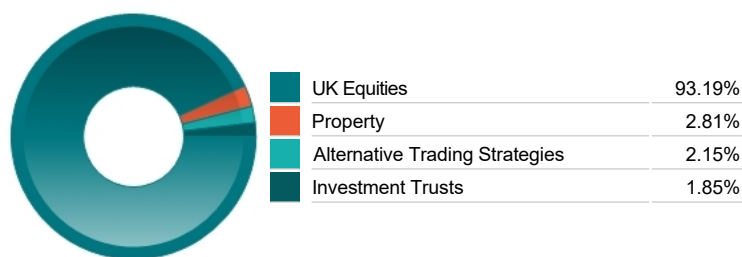
### Group Details

Group name	AXA Investment Managers UK Limited
Group address	Broker Services Team AXA Investment Managers 7 Newgate Street London EC1A 7NX
Group telephone	020 7003 1234
Dealing telephone	0207 0031234
Email	broker.services@axa-im.com
Homepage	www.axa-im.com
Fax number	020 7003 2313

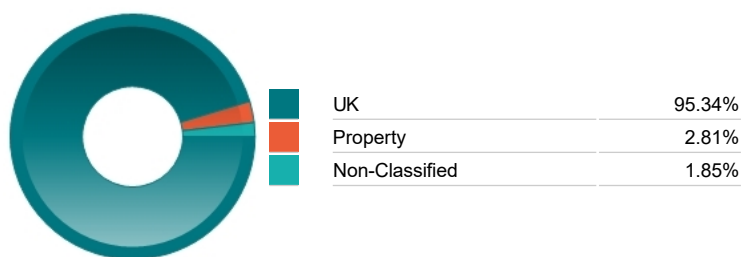
**Top 10 Holdings**

Name	% Weight	Sector	Country
1 ASTRAZENECA	6.07%	Pharmaceuticals & Biotechnology	United Kingdom
2 GSK	4.63%	Pharmaceuticals & Biotechnology	United Kingdom
3 SHELL	4.60%	Non-Renewable Energy	United Kingdom
4 UNILEVER	4.35%	Personal Care, Drug & Grocery Stores	United Kingdom
5 RIO TINTO	3.59%	Industrial Metals & Mining	United Kingdom
6 3i Group Plc 3i Group Plc Ord GBP0.738636	3.38%	Investment Banking & Brokerage Services	United Kingdom
7 RELX	3.36%	Media	United Kingdom
8 BP	3.20%	Non-Renewable Energy	United Kingdom
9 TELECOM PLUS	2.99%	Telecommunications Service Providers	United Kingdom
10 LEGAL & GENERAL GROUP	2.97%	Life Insurance	United Kingdom

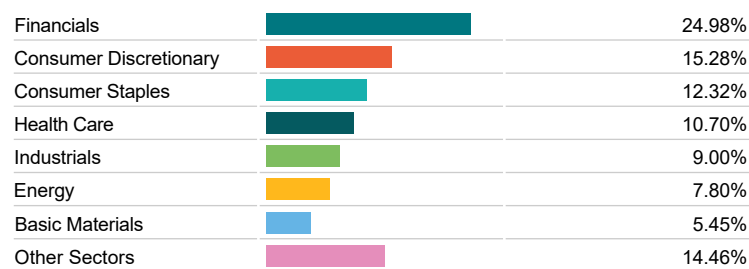
**Asset Allocation**




**Regional Allocation**



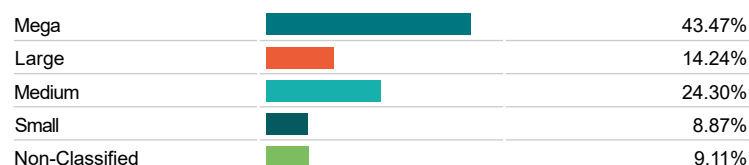
**Equity Sector Breakdown**



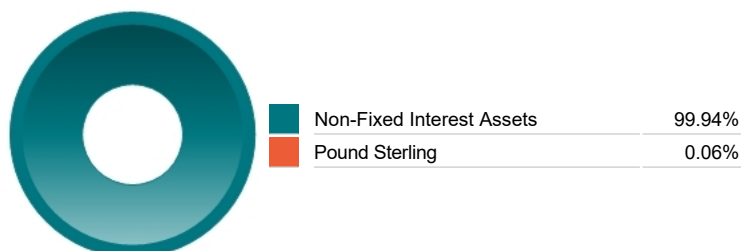
**Top Country Breakdown**



**Breakdown By Market Cap (%)**



**Fixed Interest Currencies**



**Important Information**

- The Industry Classification Benchmark is a product of FTSE International Limited and has been licensed for use.
- "Prudential" is a trading name of The Prudential Assurance Company Limited, which is registered in England and Wales. Registered office at 10 Fenchurch Avenue, London EC3M 5AG. Registered number 15454. Authorised by the Prudential Regulation Authority and regulated by the Financial Conduct Authority and the Prudential Regulation Authority.