

**Benchmark**

Benchmark	MSCI India
Benchmark Category	-
IA Sector	India/Indian Subcontinent

**Identification Codes**

Sedol Code	B4TZHH9
Mex Code	RWJASW
Isin Code	GB00B4TZHH95
Citi Code	09QF

**Fund Overview**

Mid (20/12/2024)	263.64p
Historic yield	0.12%
Fund size (31/08/2024)	£2044.67m
Number of holdings	235
Ongoing Charges	0.99%
Launch date	19/09/2011

**Fund Charges**

Entry Charge	0.00%
Ongoing Charges	0.99%

**Fund Background**

Valuation frequency	Daily
Valuation point	12:00
Fund type	Unit Trust
Launch price	£0.50
Fund currency	Pound Sterling
Fund domicile	United Kingdom
ISA allowable	Yes
SIPP allowable	Yes

**Dealing**

Minimum Investment	£5000000
Minimum Top Up	£50000
Minimum Regular Saving	-
Settlement Period: Buy	3 days
Settlement Period: Sell	3 days
Pricing Basis	Forward
Dealing Decimals	2

**Distribution Dates**

Ex dividend date(s)	Income payment date(s)
01 August	30 September

**Aims**

The Fund objective is to provide a return, net of fees, higher than that provided by the MSCI India Index over the long term (at least five years).

**Performance**



**Discrete performance - to last month end**

	30/11/19 to 30/11/20	30/11/20 to 30/11/21	30/11/21 to 30/11/22	30/11/22 to 30/11/23	30/11/23 to 30/11/24
Fund	-10.5%	42.2%	11.8%	21.3%	31.5%
Sector	2.6%	34.4%	6.0%	5.3%	23.5%
Rank	23/23	6/25	2/25	2/25	3/26
Quartile	4	1	1	1	1

**Annualised performance**

	Annualised		
	3 Years to 30/11/24	5 Years to 30/11/24	10 Years to 30/11/24
Fund	21.3%	17.8%	11.6%
Sector	11.3%	13.7%	11.2%
Rank	2/25	3/23	4/15
Quartile	1	1	1

**Fund Managers**



Name: Colin Croft Avinash Vazirani  
 Manager for: 16 years, 9 months 16 years, 9 months

**Ratings**

FE Crown



**Group Details**

Group name	Jupiter Unit Trust Managers Limited
Group address	The Zig Zag Building, 70 Victoria Street, London, SW1E 6SQ
Group telephone	020 3817 1063
Dealing telephone	0800 561 4000
Email	intermediary-sales-support@jupiteram.com
Homepage	www.jupiteram.com
Fax number	0800 561 4001


**Important Information**

- Source of portfolio data: Broadridge. Source of performance data: FE fundinfo. We can't predict the future. Past performance isn't a guide to future performance. The figures shown are intended only to demonstrate performance history of the fund, after allowing for the impact of ongoing charges, but take no account of product charges. Ongoing charges may vary in the future and may be higher than they are now. Fund performance is based upon the movement of the daily price and is shown as total return in GBP with income reinvested. The value of your client's investment can go down as well as up and the amount your client gets back may be less than they put in.
- This factsheet is for investment professionals and is for information purposes only. Should you wish to present any of this content to your client, please refer to similar pages on pru.co.uk. You should refer to your client's policy documentation and supporting brochures for fund availability, investment strategy, any product information and charges. Every care has been taken in populating this output, however it must be appreciated that neither Broadridge, Prudential nor their sources guarantee the accuracy, adequacy or completeness of this information or make any warranties regarding results from its usage.

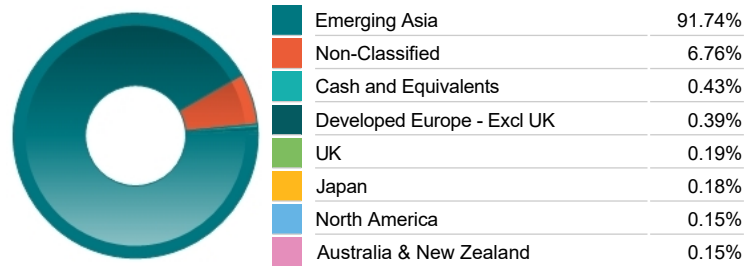
Top 10 Holdings

Name	% Weight	Sector	Country
1 GODFREY PHILLIPS INDIA	7.25%	Tobacco	India
2 BHARAT PETROLEUM CORPORATION LIMITED	4.06%	Non-Renewable Energy	India
3 INTERGLOBE AVIATION LIMITED	3.84%	Travel & Leisure	India
4 HCL TECHNOLOGIES	3.73%	Software & Computer Services	India
5 INDIAN OIL CORPORATION LIMITED	3.66%	Non-Renewable Energy	India
6 FORTIS HEALTHCARE (INDIA) LTD	3.41%	Health Care Providers	India
7 STATE BANK OF INDIA	3.40%	Banks	India
8 HDFC BANK LIMITED	3.31%	Banks	India
9 BHARTI AIRTEL	3.29%	Telecommunications Service Providers	India
10 HINDUSTAN PETROLEUM CORPORATION LIMITED	3.03%	Non-Renewable Energy	India

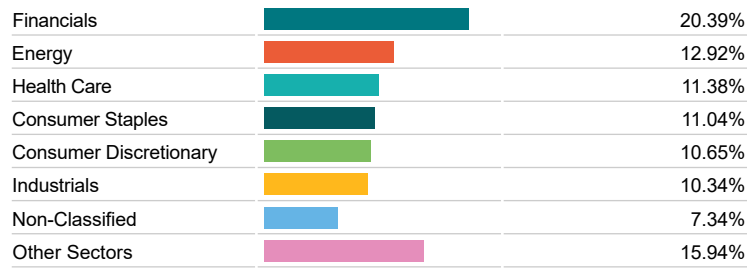
Asset Allocation



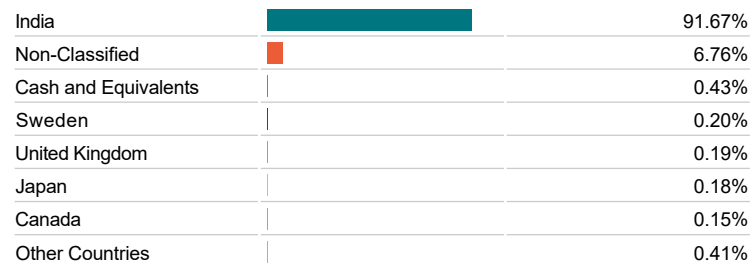
Regional Allocation



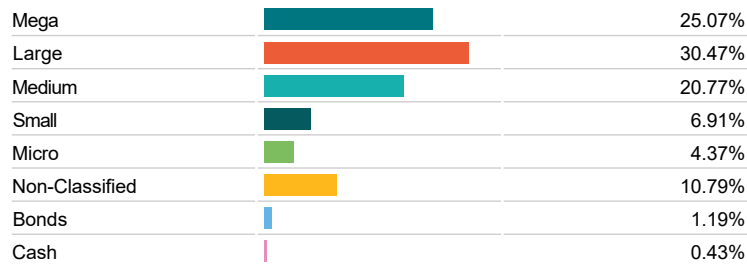
Equity Sector Breakdown



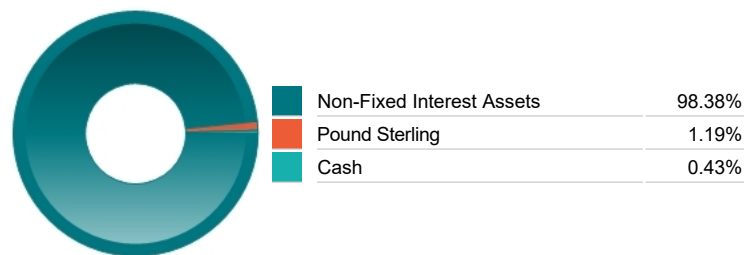
Top Country Breakdown



Breakdown By Market Cap (%)



Fixed Interest Currencies



Important Information

- The Industry Classification Benchmark is a product of FTSE International Limited and has been licensed for use.
- "Prudential" is a trading name of The Prudential Assurance Company Limited, which is registered in England and Wales. Registered office at 10 Fenchurch Avenue, London EC3M 5AG. Registered number 15454. Authorised by the Prudential Regulation Authority and regulated by the Financial Conduct Authority and the Prudential Regulation Authority.