

## Benchmark

Benchmark	Investment Association Sterling Corporate Bond sector
Benchmark Category	Comparator
IA Sector	£ Corporate Bond

## Identification Codes

Sedol Code	B141C76
Mex Code	SEGBB
Isin Code	GB00B141C763
Citi Code	ER36

## Fund Overview

Mid (23/08/2024)	203.63p
Distribution yield	3.18%
Underlying yield	-
Fund size (30/06/2024)	£178.40m
Number of holdings	149
Ongoing Charges	0.54%
Launch date	01/06/2006

## Fund Charges

Entry Charge	0.00%
Ongoing Charges	0.54%

## Fund Background

Valuation frequency	Daily
Valuation point	12:00
Fund type	OEIC
Launch price	£1.00
Fund currency	Pound Sterling
Fund domicile	United Kingdom
ISA allowable	Yes
SIPP allowable	Yes

## Dealing

Minimum Investment	£2000000
Minimum Top Up	£1000
Minimum Regular Saving	-
Settlement Period: Buy	3 days
Settlement Period: Sell	3 days
Pricing Basis	Forward
Dealing Decimals	4

## Distribution Dates

Ex dividend date(s)	Income payment date(s)
01 February	31 March
01 May	30 June
01 August	30 September
01 November	31 December

## Aims

The investment objective is to provide a combination of income and capital growth over any 7 year period.

## Performance



## Discrete performance - to last month end

	31/07/19 to 31/07/20	31/07/20 to 31/07/21	31/07/21 to 31/07/22	31/07/22 to 31/07/23	31/07/23 to 31/07/24
Fund	6.5%	4.1%	-12.0%	-5.8%	11.7%
Sector	5.9%	2.8%	-11.3%	-5.6%	9.9%
Rank	29/88	13/92	48/92	41/95	9/97
Quartile	2	1	3	2	1

## Annualised performance

	Annualised		
	3 Years to 31/07/24	5 Years to 31/07/24	10 Years to 31/07/24
Fund	-2.6%	0.5%	2.7%
Sector	-2.7%	0.1%	2.4%
Rank	36/92	28/88	17/70
Quartile	2	2	1

## Fund Managers



Name: Euan McNeil  
Manager for: 14 years, 9 months

## Ratings

FE Crown



## Group Details

Group name	Aegon Asset Management
Group address	3 Lochside Avenue Edinburgh Park EDINBURGH EH12 9SA
Group telephone	0800 45 44 22
Dealing telephone	0800 169 5186
Email	info@kamescapital.com
Homepage	www.aegonam.com
Fax number	-


## Important Information

- Source of portfolio data: Broadridge. Source of performance data: FE fundinfo. We can't predict the future. Past performance isn't a guide to future performance. The figures shown are intended only to demonstrate performance history of the fund, after allowing for the impact of ongoing charges, but take no account of product charges. Ongoing charges may vary in the future and may be higher than they are now. Fund performance is based upon the movement of the daily price and is shown as total return in GBP with income reinvested. The value of your client's investment can go down as well as up and the amount your client gets back may be less than they put in.
- This factsheet is for investment professionals and is for information purposes only. Should you wish to present any of this content to your client, please refer to similar pages on pru.co.uk. You should refer to your client's policy documentation and supporting brochures for fund availability, investment strategy, any product information and charges. Every care has been taken in populating this output, however it must be appreciated that neither Broadridge, Prudential nor their sources guarantee the accuracy, adequacy or completeness of this information or make any warranties regarding results from its usage.

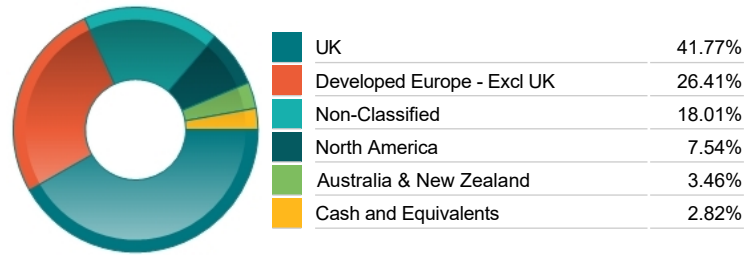
Top 10 Holdings

Name	% Weight	Sector	Country
1 QBE INSURANCE GROUP LTD VAR 02/12/2044	1.78%	Bonds	Australia
2 DWR CYMRU FINANCING UK 1.625% 31/03/2026 EMTN	1.68%	Bonds	Non-Classified
3 DEUTSCHE BANK AG VAR 22/12/2028 EMTN	1.65%	Bonds	Germany
4 CPUK FINANCE LTD 6.5% 28/08/2026	1.53%	Bonds	Non-Classified
5 PRUDENTIAL PLC VAR 03/11/2033 EMTN	1.50%	Bonds	United Kingdom
6 ORSTED A/S 2.5% 16/05/2033 EMTN	1.36%	Bonds	Denmark
7 LEGAL & GENERAL GROUP VAR 26/11/2049 EMTN	1.36%	Bonds	United Kingdom
8 UBS AG JERSEY 8.75% 18/12/2025 EMTN	1.33%	Bonds	Switzerland
9 LEGAL & GENERAL GROUP VAR 14/11/2048	1.32%	Bonds	United Kingdom
10 ZURICH INSURANCE CO. 5.125% 23NOV2052 EMTN	1.29%	Bonds	Non-Classified


Asset Allocation



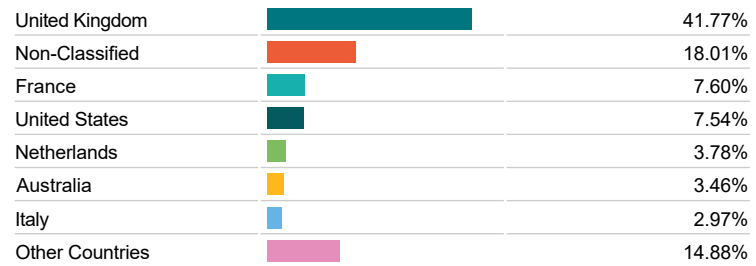
Regional Allocation



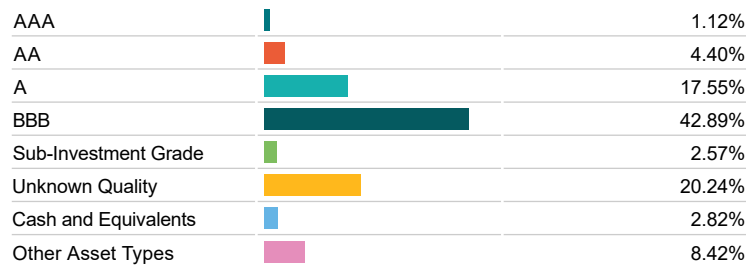
Bond Sector Breakdown



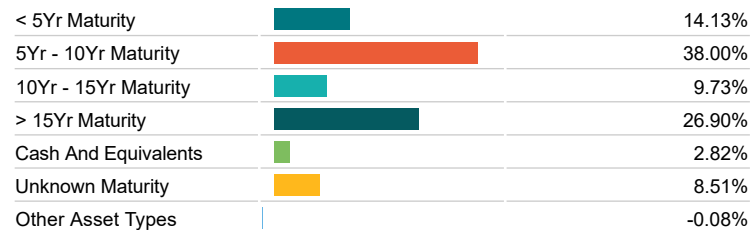
Top Country Breakdown




Fixed Interest Quality Profile



Fixed Interest Maturity Profile



Fixed Interest Currencies



Important Information

• The Industry Classification Benchmark is a product of FTSE International Limited and has been licensed for use. "Prudential" is a trading name of The Prudential Assurance Company Limited, which is registered in England and Wales. Registered office at 10 Fenchurch Avenue, London EC3M 5AG. Registered number 15454. Authorised by the Prudential Regulation Authority and regulated by the Financial Conduct Authority and the Prudential Regulation Authority.