

Aims

Objective: The investment strategy of the fund is to purchase units in the M&G PP Positive Impact fund (the underlying fund).

Underlying fund objective: The fund has two aims: To provide a higher total return (the combination of capital growth and income), net of the Ongoing Charges Figure, than the MSCI ACWI Index over any five-year period; and To invest in companies that aim to have a positive societal impact through addressing the world's major social and environmental challenges. The fund gains its exposure through the M&G Positive Impact Fund, an M&G OEIC. The fund is a concentrated portfolio of global stocks, usually holding fewer than 40 stocks, investing over the long term in companies that make a positive social and/or environmental impact alongside a financial return, using a disciplined stock selection process. Sustainability and impact considerations are fundamental in determining the fund's investment universe and assessing business models. The fund embraces the United Nations Sustainable Development Goals framework and invests in companies focused on areas including climate action, pollution reduction, circular economy, health and wellbeing, education and innovation, and working conditions. The fund invests in three categories of positive impact companies: "Pioneers", whose products or services have a transformational effect on society or the environment; "Enablers", which provide the tools for others to deliver positive social or environmental impact; and "Leaders", which spearhead the development of sustainability in their industries. Investing in these categories provides diversification across industries and maturity of business models. Dialogue with the companies in which the fund invests is fundamental to the investment approach. The objective is to support and influence their contribution to the world's major social and environmental challenges. The fund manager has discretion to invest in companies with limited exposure to fossil fuels but which are driving or significantly participating in the transition to a more sustainable economy. The fund may also invest in other transferable securities, cash, and near cash, directly or via collective investment schemes (including funds managed by M&G). Derivatives may be used for Efficient Portfolio Management and hedging.

Benchmark

Benchmark	MSCI ACWI Index
ABI Sector	Global Equities

Identification Codes

Sedol Code	BKTPJ31
Mex Code	PUAABJ
Isin Code	GB00BKTPJ319
Citi Code	QYKJ

Fund Overview

Daily price (01/07/2024)	134.30
Fund size (31/05/2024)	£59.75m
Underlying Fund size	\$240.51m
Number of holdings	34
Launch date	20/02/2020

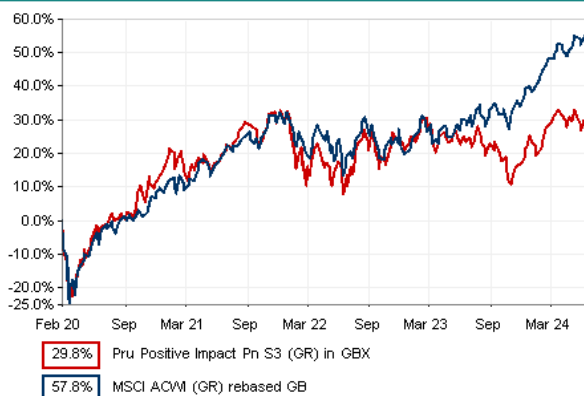
Fund Charges

Annual Management Charge (AMC)	Please refer to the "Guide to Fund Options" for your specific pension plan
--------------------------------	--

Important Information

- Because of changes in exchange rates the value of your investment, as well as any money you take from it, can go down as well as up.
- Some funds may invest in 'underlying' funds or other investment vehicles. The performance of our fund, compared to what it's invested in won't be exactly the same. That can be due to additional charges, cash management (needed to help people to enter and leave our fund when they want), tax and the timing of investments (this is known as a fund's dealing cycle, it varies between managers and can be several days).
- Source: MSCI. MSCI makes no express or implied warranties or representations and shall have no liability whatsoever with respect to any MSCI data contained herein. The MSCI data may not be further redistributed or used as a basis for other indices or any securities or financial products. This report is not approved, endorsed, reviewed or produced by MSCI. None of the MSCI data is intended to constitute investment advice or a recommendation to make (or refrain from making) any kind of investment decision and may not be relied on as such.
- Source of portfolio data: Broadridge. Source of performance data: FE fundinfo. We can't predict the future. Past performance isn't a guide to future performance. The figures shown are intended only to demonstrate performance history of the fund, after allowing for the impact of fund charges and further costs, but take no account of any Annual Management Charge paid for by the deduction of units. Charges and further costs may vary in the future and may be higher than they are now. Fund performance is based upon the movement of the daily price and is shown as total return in GBP with gross income reinvested. The value of your client's investment can go down as well as up and the amount your client gets back may be less than they put in.
- This factsheet is intended for the advisers of occupational pension schemes using Prudential group pension contracts and Prudential grouped personal pensions and Stakeholder pension contracts. Its purpose is to provide an insight into how investment markets and funds have performed over the period and is provided for information only. You should refer to your client's scheme documentation (e.g. Fund Guide) for fund availability, investment strategy, any scheme information and charges. Every care has been taken in populating this output, however it must be appreciated that neither Broadridge, Prudential nor their sources guarantee the accuracy, adequacy or completeness of this information or make any warranties regarding results from its usage.

Performance



Discrete performance - to latest available quarter end

	30/06/19 to 30/06/20	30/06/20 to 30/06/21	30/06/21 to 30/06/22	30/06/22 to 30/06/23	30/06/23 to 30/06/24
Fund	n/a	24.4%	-9.7%	12.9%	4.1%
Benchmark	5.7%	25.1%	-3.7%	11.9%	20.6%

Performance - to latest available quarter end

	Quarter	Annualised		
	2 2024	3 Years to 30/06/24	5 Years to 30/06/24	10 Years to 30/06/24
Fund	-2.8%	2.0%	n/a	n/a
Benchmark	2.9%	9.1%	11.4%	12.3%

Prudential Risk Rating

Medium to Higher Risk

These funds offer a diverse geographical spread of equity investment or have multi-asset strategies with a specialist focus (e.g. ethical). The equity funds within this category will have greater overseas exposure and underlying volatility than the "medium" sector.

These risk ratings have been developed by Prudential to help provide an indication of a fund's potential level of risk and reward based on the type of assets which may be held by the fund. Other companies may use different descriptions and as such these risk ratings should not be considered as generic across the fund management industry.

We regularly review our fund risk ratings, so they may change in the future. If, in our view, there is a material change in the fund's level of risk, for example due to a significant change to the assets held by the fund or in the way the fund is managed, we will provide information on the new risk rating. We recommend that you make sure you understand the risk rating of any fund before you invest.

Fund Managers




Name: John William Olsen
Manager of the underlying fund for: 5 years, 7 months

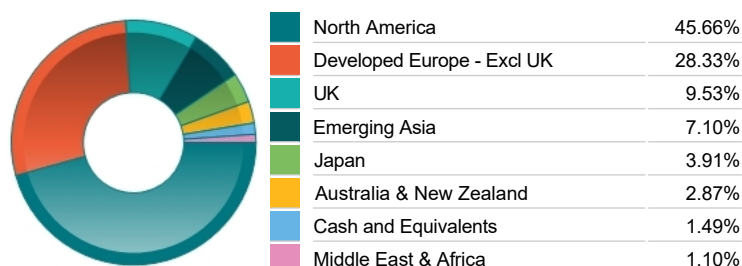
Top 10 Holdings

Name	% Weight	Sector	Country
1 NOVO NORDISK A/S	7.72%	Pharmaceuticals & Biotechnology	Denmark
2 SCHNEIDER ELECTRIC SE	6.65%	Electronic & Electrical Equipment	France
3 JOHNSON CONTROLS INTL	5.77%	Electronic & Electrical Equipment	Ireland
4 UNITEDHEALTH GROUP INCORPORATED	5.18%	Health Care Providers	United States
5 THERMO FISHER SCIENTIFIC	4.76%	Medical Equipment & Services	United States
6 REPUBLIC SERVICES	4.72%	Waste & Disposal Services	United States
7 ON SEMICONDUCTOR CORPORATION	4.70%	Technology Hardware & Equipment	United States
8 HDFC BANK LIMITED	4.39%	Banks	India
9 ALK-ABELLO A/S	3.76%	Pharmaceuticals & Biotechnology	Denmark
10 QUEST DIAGNOSTICS INCORPORATED	3.67%	Medical Equipment & Services	United States

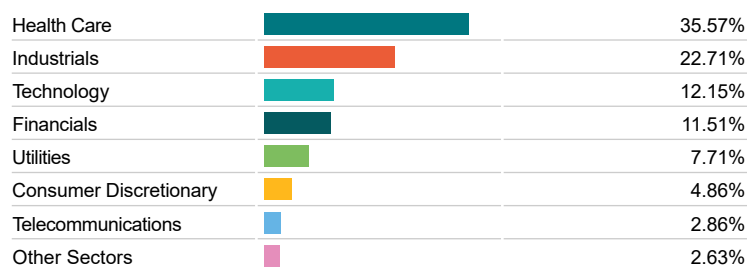
Asset Allocation



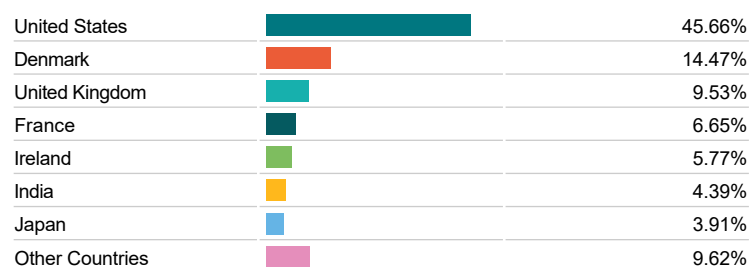
Regional Allocation



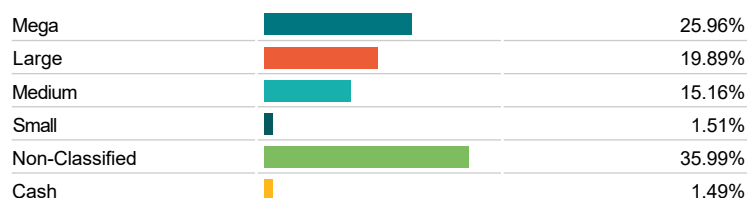
Equity Sector Breakdown



Top Country Breakdown



Breakdown By Market Cap (%)



Important Information

- Because of changes in exchange rates the value of your investment, as well as any money you take from it, can go down as well as up.
- The Industry Classification Benchmark is a product of FTSE International Limited and has been licensed for use. Prudential is a trading name of Prudential Pensions Limited. Prudential Pensions Limited is registered in England and Wales. Registered office at 10 Fenchurch Avenue, London EC3M 5AG. Registered number 992726. Authorised by the Prudential Regulation Authority and regulated by the Financial Conduct Authority and the Prudential Regulation Authority.

Commentary

Performance as at Q1 2024 - Stock selection had a negative impact on relative returns, particularly in the technology and healthcare sectors. The fund's overweight to healthcare also proved detrimental to relative performance. In contrast, stockpicking in consumer discretionary and materials benefited relative returns. Key detractors from relative returns included HDFC Bank, onsemi and Grifols. In January, HDFC's share price fell steeply post the release of its Q3 results. These reflected a slowdown in deposit growth. Grifols share price also tumbled at the start of the year after hedge fund Gotham City Research raised concerns about its accounting practices. The company's lower-than expected 2024 guidance (issued in February) and another damaging report from Gotham City Research in March compounded its share price instability over the quarter. The top contributors to relative performance were Novo Nordisk and Horiba. Novo Nordisk has become one of Europe's most valuable companies following very strong demand for its weight-loss drug, Wegovy and diabetes medication, Ozempic. We are comfortable with the fund balance and have not felt a need to make major changes. The relative value of the fund now seems even clearer to us as certain parts of the market have become more stretched. As usual, we are reluctant to make definitive comments on market direction, or which styles will work in the near term. However, we note that there has been a fall in the value of the portfolio relative to the benchmark – where certain groups of large-cap stocks are looking increasingly stretched, in our view. We believe that our positive impact companies generally offer good long-term growth prospects. We note that sentiment on many stocks in both the healthcare and renewables sectors is still muted; in our opinion, this should offer a better margin of safety (the difference between the current share price and what we believe to be the intrinsic value of the company) for the portfolio as a whole.

Source: M&G

Important Information

- Prudential is a trading name of Prudential Pensions Limited. Prudential Pensions Limited is registered in England and Wales. Registered office at 10 Fenchurch Avenue, London EC3M 5AG. Registered number 992726. Authorised by the Prudential Regulation Authority and regulated by the Financial Conduct Authority and the Prudential Regulation Authority.