

## Benchmark

Benchmark	MSCI AC World Index
Benchmark Category	Comparator
IA Sector	Global

## Identification Codes

Sedol Code	B8DLY47
Mex Code	NEUIAL
Isin Code	GB00B8DLY478
Citi Code	GQKY

## Fund Overview

Mid (19/07/2024)	314.73p
Historic yield	0.00%
Fund size (31/05/2024)	£233.00m
Number of holdings	51
Ongoing Charges	0.87%
Launch date	03/10/2012

## Fund Charges

Entry Charge	0.00%
Ongoing Charges	0.87%

## Fund Background

Valuation frequency	Daily
Valuation point	12:00
Fund type	OEIC
Launch price	£1.00
Fund currency	Pound Sterling
Fund domicile	United Kingdom
ISA allowable	Yes
SIPP allowable	Yes

## Dealing

Minimum Investment	£250000
Minimum Top Up	£0
Minimum Regular Saving	-
Settlement Period: Buy	4 days
Settlement Period: Sell	4 days
Pricing Basis	Forward
Dealing Decimals	3

## Distribution Dates

Ex dividend date(s)	Income payment date(s)
01 January	28 February
01 July	31 August

## Aims

The investment objective of Liontrust Global Equity Fund is to generate long term (5 years or more) capital growth.

## Performance




## Discrete performance - to last month end

	30/06/19 to 30/06/20	30/06/20 to 30/06/21	30/06/21 to 30/06/22	30/06/22 to 30/06/23	30/06/23 to 30/06/24
Fund	23.0%	24.2%	-25.1%	16.7%	26.8%
Sector	5.4%	25.9%	-8.8%	10.8%	14.9%
Rank	27/404	318/441	435/481	106/523	36/546
Quartile	1	3	4	1	1

## Annualised performance

	Annualised		
	3 Years to 30/06/24	5 Years to 30/06/24	10 Years to 30/06/24
Fund	3.5%	11.1%	10.9%
Sector	5.1%	9.0%	10.0%
Rank	298/480	118/404	85/237
Quartile	3	2	2

## Fund Managers



Name: Storm Uru James Dowey  
Manager for: 3 years, 5 months 5 years

## Ratings

FE Crown



## Group Details

Group name	Liontrust Fund Partners LLP
Group address	2 Savoy Court London WC2R 0EZ
Group telephone	020 7412 1766
Dealing telephone	020 7964 4774
Email	info@liontrust.co.uk
Homepage	www.liontrust.co.uk
Fax number	020 7412 1779

## Important Information

- Source of portfolio data: Broadridge. Source of performance data: FE fundinfo. We can't predict the future. Past performance isn't a guide to future performance. The figures shown are intended only to demonstrate performance history of the fund, after allowing for the impact of ongoing charges, but take no account of product charges. Ongoing charges may vary in the future and may be higher than they are now. Fund performance is based upon the movement of the daily price and is shown as total return in GBP with income reinvested. The value of your client's investment can go down as well as up and the amount your client gets back may be less than they put in.
- This factsheet is for investment professionals and is for information purposes only. Should you wish to present any of this content to your client, please refer to similar pages on pru.co.uk. You should refer to your client's policy documentation and supporting brochures for fund availability, investment strategy, any product information and charges. Every care has been taken in populating this output, however it must be appreciated that neither Broadridge, Prudential nor their sources guarantee the accuracy, adequacy or completeness of this information or make any warranties regarding results from its usage.

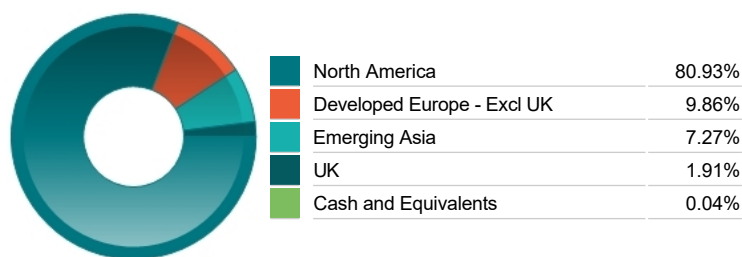
**Top 10 Holdings**

Name	% Weight	Sector	Country
1 NVIDIA CORP	4.43%	Technology Hardware & Equipment	United States
2 TAIWAN SEMICONDUCTOR MANUFACTURING COMPANY LIMITED	4.12%	Technology Hardware & Equipment	United States
3 ADVANCED MICRO DEVICES	3.94%	Technology Hardware & Equipment	United States
4 TESLA	3.36%	Automobiles & Parts	United States
5 APPLIED MATERIALS	3.34%	Technology Hardware & Equipment	United States
6 LAM RESEARCH CORPORATION	2.99%	Technology Hardware & Equipment	United States
7 CROWDSTRIKE HLDGS INC	2.96%	Software & Computer Services	United States
8 LULULEMON ATHLETICA	2.94%	Personal Goods	United States
9 PDD HOLDINGS INC	2.93%	Software & Computer Services	China
10 CADENCE DESIGN SYSTEMS	2.90%	Software & Computer Services	United States

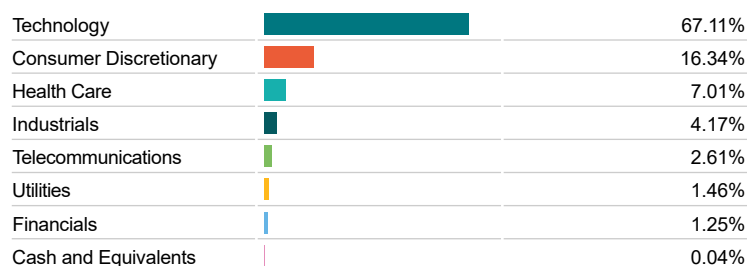
**Asset Allocation**



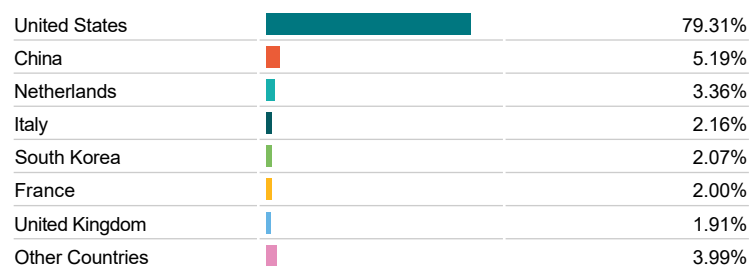
**Regional Allocation**



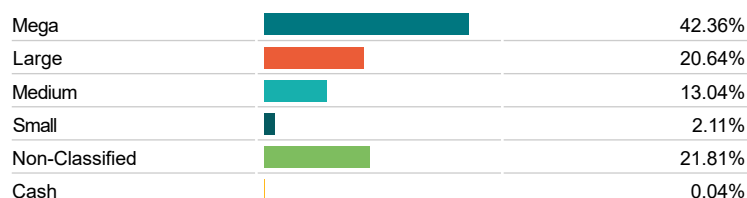
**Equity Sector Breakdown**




**Top Country Breakdown**



**Breakdown By Market Cap (%)**



**Fixed Interest Currencies**



**Important Information**

- The Industry Classification Benchmark is a product of FTSE International Limited and has been licensed for use. "Prudential" is a trading name of The Prudential Assurance Company Limited, which is registered in England and Wales. Registered office at 10 Fenchurch Avenue, London EC3M 5AG. Registered number 15454. Authorised by the Prudential Regulation Authority and regulated by the Financial Conduct Authority and the Prudential Regulation Authority.