

**Benchmark**

Benchmark	None
Benchmark Category	-
IA Sector	Mixed Investment 40-85% Shares

**Identification Codes**

Sedol Code	BYQ4HS0
Mex Code	QJPFK
Isin Code	GB00BYQ4HS09
Citi Code	NP5J

**Fund Overview**

Mid (19/07/2024)	100.92p
Historic yield	-
Fund size (30/06/2024)	£3.42m
Number of holdings	5468
Ongoing Charges	1.18%
Launch date	03/01/2017

**Fund Charges**

Entry Charge	0.00%
Ongoing Charges	1.18%

**Fund Background**

Valuation frequency	Daily
Valuation point	12:00
Fund type	OEIC
Launch price	100.00p
Fund currency	Pound Sterling
Fund domicile	United Kingdom
ISA allowable	Yes
SIPP allowable	Yes

**Dealing**

Minimum Investment	-
Minimum Top Up	-
Minimum Regular Saving	-
Settlement Period: Buy	4 days
Settlement Period: Sell	4 days
Pricing Basis	Forward
Dealing Decimals	4

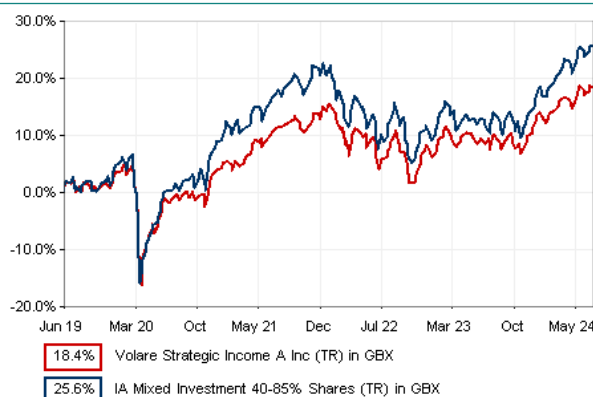
**Distribution Dates**

Ex dividend date(s)	Income payment date(s)
01 December	31 January
01 March	30 April
01 June	31 July
01 September	31 October

**Aims**

The Fund aims to achieve an income target of 3.5%.

**Performance**




**Discrete performance - to last month end**

	30/06/19 to 30/06/20	30/06/20 to 30/06/21	30/06/21 to 30/06/22	30/06/22 to 30/06/23	30/06/23 to 30/06/24
Fund	-2.1%	13.3%	-4.6%	2.9%	8.7%
Sector	-0.1%	17.3%	-7.2%	3.3%	11.8%
Rank	118/170	162/182	54/198	123/207	196/217
Quartile	3	4	2	3	4

**Annualised performance**

	Annualised		
	3 Years to 30/06/24	5 Years to 30/06/24	10 Years to 30/06/24
Fund	2.2%	3.4%	n/a
Sector	2.3%	4.7%	5.6%
Rank	107/198	139/170	n/a
Quartile	3	4	n/a

**Fund Managers**



Name: Tom MacPherson Sanjay Rijhsinghani Phoebe Stone  
 Manager for: 7 years, 6 months 7 years, 6 months 7 years, 6 months

**Ratings**

FE Crown



**Group Details**

Group name	FP Volare
Group address	Volare UCITS Portfolio, PO Box 12391, Chelmsford CM99 2EU Authorised and regulated by the Financial Conduct Authority
Group telephone	01268 44 5772
Dealing telephone	-
Email	-
Homepage	www.fundpartners.co.uk/fund/lgt-vestra-llp/
Fax number	-

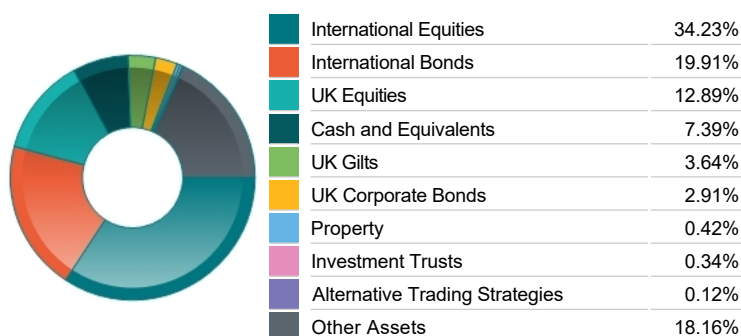
**Important Information**

- Source of portfolio data: Broadridge. Source of performance data: FE fundinfo. We can't predict the future. Past performance isn't a guide to future performance. The figures shown are intended only to demonstrate performance history of the fund, after allowing for the impact of ongoing charges, but take no account of product charges. Ongoing charges may vary in the future and may be higher than they are now. Fund performance is based upon the movement of the daily price and is shown as total return in GBP with income reinvested. The value of your client's investment can go down as well as up and the amount your client gets back may be less than they put in.
- This factsheet is for investment professionals and is for information purposes only. Should you wish to present any of this content to your client, please refer to similar pages on pru.co.uk. You should refer to your client's policy documentation and supporting brochures for fund availability, investment strategy, any product information and charges. Every care has been taken in populating this output, however it must be appreciated that neither Broadridge, Prudential nor their sources guarantee the accuracy, adequacy or completeness of this information or make any warranties regarding results from its usage.

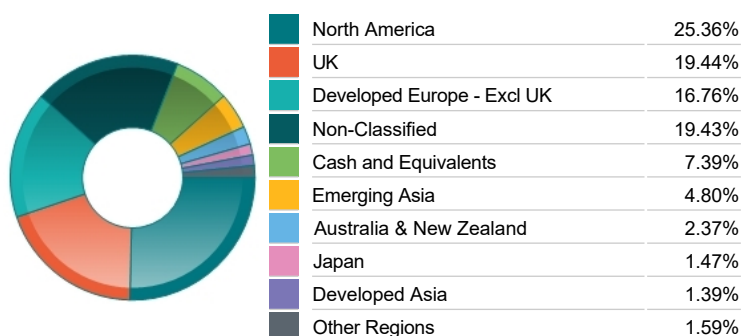
Top 10 Holdings

Name	% Weight	Sector	Country
1 1 1/4% Treasury Gilt 2051	3.57%	Bonds	United Kingdom
2 UNILEVER	1.04%	Personal Care, Drug & Grocery Stores	United Kingdom
3 MICROSOFT CORPORATION	0.95%	Software & Computer Services	United States
4 NATIONAL GRID	0.83%	Gas, Water & Multi-utilities	United Kingdom
5 TAIWAN SEMICONDUCTOR MANUFACTURING COMPANY LIMITED	0.73%	Technology Hardware & Equipment	Taiwan
6 DIAGEO	0.67%	Beverages	United Kingdom
7 RELX	0.58%	Media	United Kingdom
8 T 4 1/2 11/15/33	0.56%	Bonds	United States
9 FERROVIAL SE	0.51%	Construction & Materials	Netherlands
10 VINCI	0.48%	Construction & Materials	France

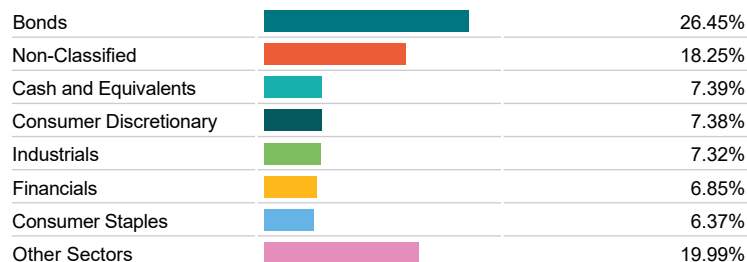
Asset Allocation



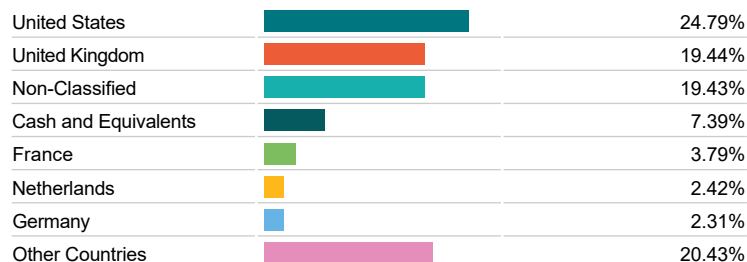
Regional Allocation



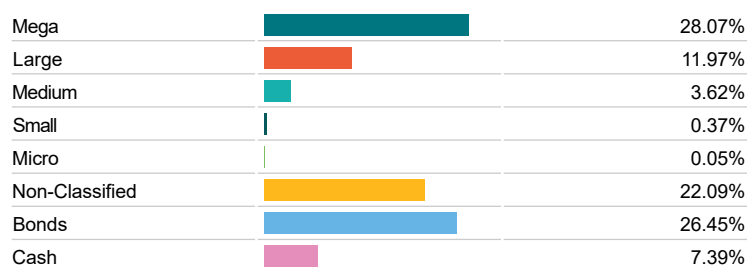
Bond Sector Breakdown



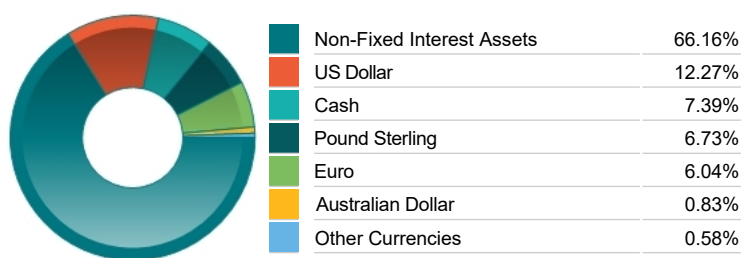
Top Country Breakdown



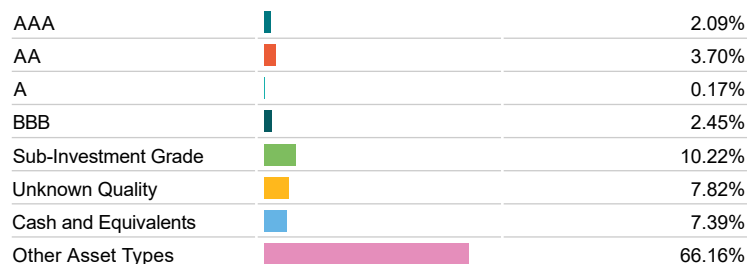
Breakdown By Market Cap (%)



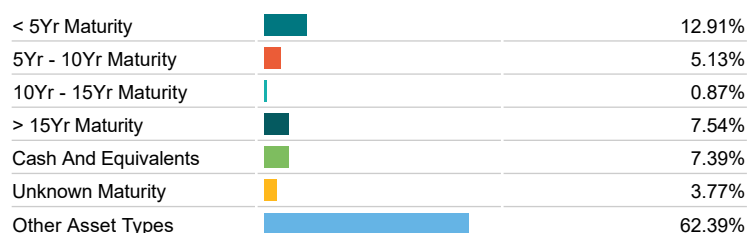
Fixed Interest Currencies



Fixed Interest Quality Profile



Fixed Interest Maturity Profile



Important Information

The Industry Classification Benchmark is a product of FTSE International Limited and has been licensed for use. "Prudential" is a trading name of The Prudential Assurance Company Limited, which is registered in England and Wales. Registered office at 10 Fenchurch Avenue, London EC3M 5AG. Registered number 15454. Authorised by the Prudential Regulation Authority and regulated by the Financial Conduct Authority and the Prudential Regulation Authority.