

Benchmark

Benchmark	MSCI Europe ex UK
Benchmark Category	-
IA Sector	Europe Excluding UK

Identification Codes

Sedol Code	B7JXMD5
Mex Code	-
Isin Code	GB00B7JXMD51
Citi Code	G0SM

Fund Overview

Mid (19/07/2024)	188.73p
Historic yield	5.64%
Fund size (30/11/2020)	£42.50m
Number of holdings	36
Ongoing Charges	0.81%
Launch date	16/07/2012

Fund Charges

Entry Charge	0.00%
Ongoing Charges	0.81%

Fund Background

Valuation frequency	Daily
Valuation point	12:00
Fund type	OEIC
Launch price	£1.00
Fund currency	Pound Sterling
Fund domicile	United Kingdom
ISA allowable	Yes
SIPP allowable	Yes

Dealing

Minimum Investment	-
Minimum Top Up	-
Minimum Regular Saving	-
Settlement Period: Buy	4 days
Settlement Period: Sell	4 days
Pricing Basis	Forward
Dealing Decimals	4

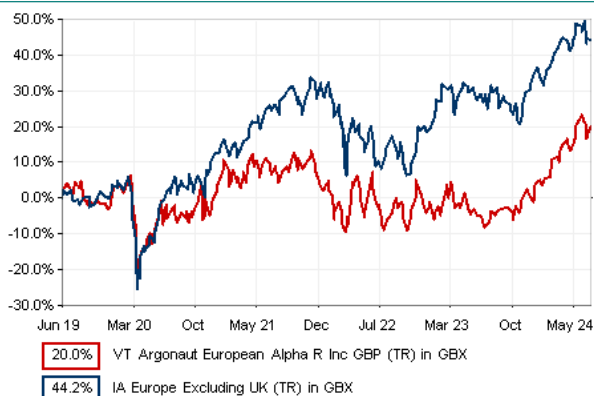
Distribution Dates

Ex dividend date(s)	Income payment date(s)
01 March	30 April
01 September	31 October

Aims

To achieve above average returns and attempt to perform a top quartile profile when measured against competing funds in the same sector.

Performance



Discrete performance - to last month end

	30/06/19 to 30/06/20	30/06/20 to 30/06/21	30/06/21 to 30/06/22	30/06/22 to 30/06/23	30/06/23 to 30/06/24
Fund	-4.7%	12.6%	-10.1%	-3.2%	28.7%
Sector	0.9%	23.7%	-12.6%	18.4%	11.7%
Rank	93/128	128/130	39/135	139/140	1/141
Quartile	3	4	2	4	1

Annualised performance

	Annualised		
	3 Years to 30/06/24	5 Years to 30/06/24	10 Years to 30/06/24
Fund	3.8%	3.7%	4.4%
Sector	4.9%	7.6%	8.0%
Rank	96/135	118/128	94/97
Quartile	3	4	4

Fund Managers



Name: Barry Norris
 Manager for: 19 years, 2 months

Ratings

FE Crown



Group Details

Group name	VT Argonaut Capital Partners
Group address	IFDS Managers – Argonaut PO Box 11954 Chelmsford CM99 2DR
Group telephone	0207 152 6107
Dealing telephone	0844 620 0290
Email	-
Homepage	www.argonautcapitalpartners.co.uk
Fax number	-


Important Information

- Source of portfolio data: Broadridge. Source of performance data: FE fundinfo. We can't predict the future. Past performance isn't a guide to future performance. The figures shown are intended only to demonstrate performance history of the fund, after allowing for the impact of ongoing charges, but take no account of product charges. Ongoing charges may vary in the future and may be higher than they are now. Fund performance is based upon the movement of the daily price and is shown as total return in GBP with income reinvested. The value of your client's investment can go down as well as up and the amount your client gets back may be less than they put in.
- This factsheet is for investment professionals and is for information purposes only. Should you wish to present any of this content to your client, please refer to similar pages on pru.co.uk. You should refer to your client's policy documentation and supporting brochures for fund availability, investment strategy, any product information and charges. Every care has been taken in populating this output, however it must be appreciated that neither Broadridge, Prudential nor their sources guarantee the accuracy, adequacy or completeness of this information or make any warranties regarding results from its usage.

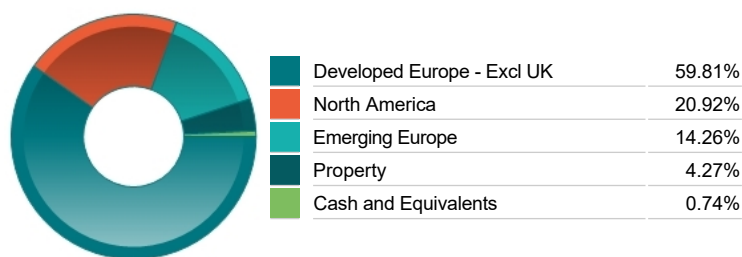
Top 10 Holdings

Name	% Weight	Sector	Country
1 VNV GLOBAL AB	7.50%	Investment Banking & Brokerage Services	Sweden
2 EDP RENOVAVEIS SA	4.87%	Electricity	Spain
3 POLYUS PJSC	4.51%	Precious Metals & Mining	Russian Federation
4 WAREHOUSES DE PAUW NV	4.27%	Real Estate Investment Trusts	Direct Property and REITs
5 ZOOM VIDEO COMMUNICATIONS INC	4.15%	Software & Computer Services	United States
6 AMAZON.COM INC	3.94%	Retailers	United States
7 SILTRONIC AG	3.92%	Technology Hardware & Equipment	Germany
8 INFRASTRUTTURE WIRELESS ITALIA SPA	3.44%	Telecommunications Service Providers	Italy
9 LOGITECH INTERNATIONAL SA	3.15%	Technology Hardware & Equipment	Switzerland
10 AMS AG	3.14%	Technology Hardware & Equipment	Austria

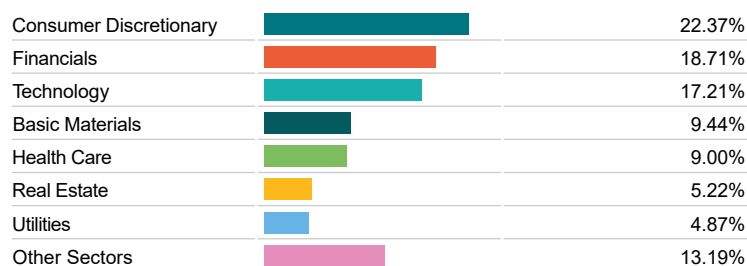
Asset Allocation



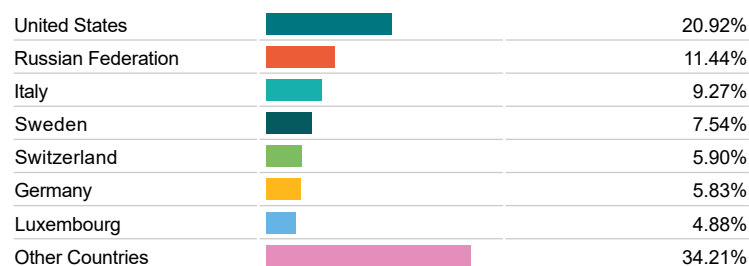
Regional Allocation



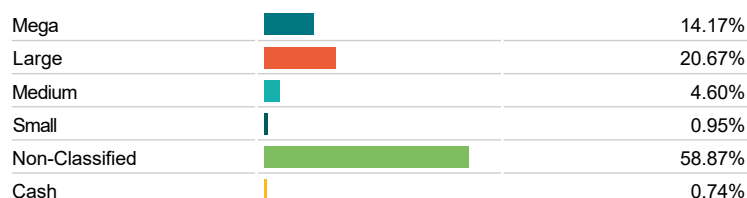
Equity Sector Breakdown



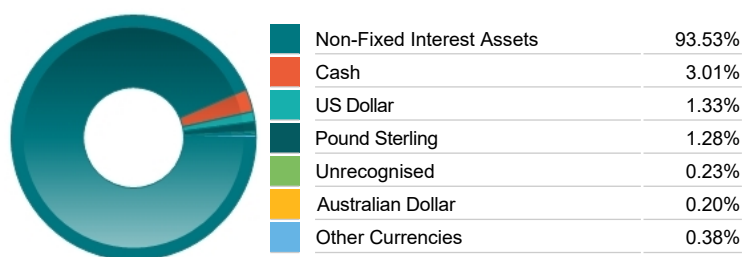
Top Country Breakdown



Breakdown By Market Cap (%)



Fixed Interest Currencies



Important Information

- The Industry Classification Benchmark is a product of FTSE International Limited and has been licensed for use. "Prudential" is a trading name of The Prudential Assurance Company Limited, which is registered in England and Wales. Registered office at 10 Fenchurch Avenue, London EC3M 5AG. Registered number 15454. Authorised by the Prudential Regulation Authority and regulated by the Financial Conduct Authority and the Prudential Regulation Authority.

Commentary

The market suffered a much higher degree of volatility during the month as US inflation stoked fears of higher interest rates, and led to a bout of profit taking. The fall in the price of oil saw related sectors hit particularly badly. The fund underperformed its sector average* as a number of key holdings were indiscriminately sold off regardless of their fundamentals. Norwegian stocks were hit as 'hot money' flew out short term. We expect the market will recover fairly quickly repeating the scenario of the March/April period of volatility. We do not believe anything fundamental has changed and valuations remain attractive. The fund has taken advantage of buying those stocks which were sold off and have already bounce upwards. We continue to focus on company fundamentals, which are excellent within the portfolio.*Source: Lipper, bid to bif, net income reinvested to 31/10/05

Important Information

- "Prudential" is a trading name of The Prudential Assurance Company Limited, which is registered in England and Wales. Registered office at 10 Fenchurch Avenue, London EC3M 5AG. Registered number 15454. Authorised by the Prudential Regulation Authority and regulated by the Financial Conduct Authority and the Prudential Regulation Authority.