

Benchmark

Benchmark	Barclays Multiverse Index
Benchmark Category	-
IA Sector	Global Bonds

Identification Codes

Sedol Code	BBM4VB4
Mex Code	TVBODW
Isin Code	GB00BBM4VB49
Citi Code	JJ9B

Fund Overview

Mid (17/04/2025)	96.84p
Distribution yield	6.58%
Underlying yield	-
Fund size (31/01/2025)	£17.88m
Number of holdings	85
Ongoing Charges	0.70%
Launch date	15/07/2013

Fund Charges

Entry Charge	0.00%
Ongoing Charges	0.70%

Fund Background

Valuation frequency	Daily
Valuation point	12:00
Fund type	OEIC
Launch price	£1.00
Fund currency	Pound Sterling
Fund domicile	United Kingdom
ISA allowable	Yes
SIPP allowable	Yes

Dealing

Minimum Investment	£1000000
Minimum Top Up	£250
Minimum Regular Saving	-
Settlement Period: Buy	3 days
Settlement Period: Sell	3 days
Pricing Basis	Forward
Dealing Decimals	3

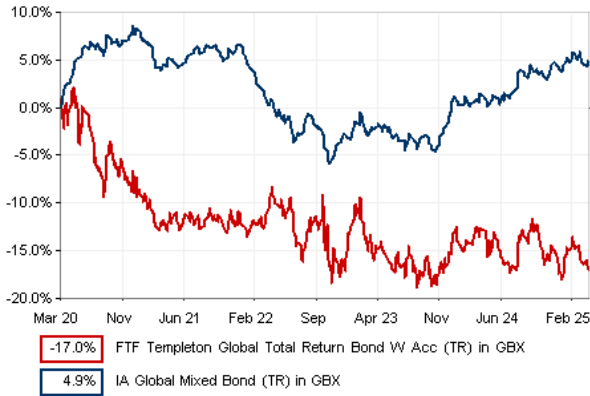
Distribution Dates

Ex dividend date(s)	Income payment date(s)
31 December	28 February
30 June	31 August
30 September	30 November

Aims

The Fund's investment objective is to achieve a total return, over the long-term, from a combination of income, capital growth and currency gains.

Performance



Discrete performance - to last month end

	31/03/20 to 31/03/21	31/03/21 to 31/03/22	31/03/22 to 31/03/23	31/03/23 to 31/03/24	31/03/24 to 31/03/25
Fund	-12.5%	3.3%	-5.9%	2.6%	-5.0%
Sector	4.2%	-3.0%	-3.2%	3.7%	3.4%
Rank	74/77	17/86	91/92	54/93	95/95
Quartile	4	1	4	3	4

Annualised performance

	3 Years to 31/03/25	5 Years to 31/03/25	10 Years to 31/03/25
Fund	-2.8%	-3.7%	-0.7%
Sector	1.2%	1.0%	2.1%
Rank	90/92	76/77	49/49
Quartile	4	4	4

Fund Managers



Name:	Sonal Desai	Michael Hasenstab
Manager for:	14 years, 3 months	16 years, 10 months

Ratings

FE Crown



Group Details

Group name	Franklin Templeton Funds
Group address	The Adelphi 1 - 11 John Adam Street London WC2N 6HT
Group telephone	0800 305 306
Dealing telephone	-
Email	enquiries@franklintempleton.co.uk
Homepage	www.franklintempleton.co.uk
Fax number	-


Important Information

- Source of portfolio data: Broadridge. Source of performance data: FE fundinfo. We can't predict the future. Past performance isn't a guide to future performance. The figures shown are intended only to demonstrate performance history of the fund, after allowing for the impact of ongoing charges, but take no account of product charges. Ongoing charges may vary in the future and may be higher than they are now. Fund performance is based upon the movement of the daily price and is shown as total return in GBP with income reinvested. The value of your client's investment can go down as well as up and the amount your client gets back may be less than they put in.
- This factsheet is for investment professionals and is for information purposes only. Should you wish to present any of this content to your client, please refer to similar pages on pru.co.uk. You should refer to your client's policy documentation and supporting brochures for fund availability, investment strategy, any product information and charges. Every care has been taken in populating this output, however it must be appreciated that neither Broadridge, Prudential nor their sources guarantee the accuracy, adequacy or completeness of this information or make any warranties regarding results from its usage.

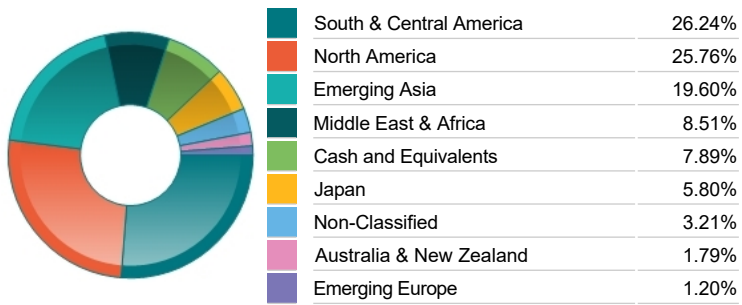
Top 10 Holdings

Name	% Weight	Sector	Country
1 FEDERAL HOME LOAN BANK DISCOUNT NOTES	9.32%	Bonds	United States
2 MALAYSIA GOVT	7.32%	Bonds	Malaysia
3 JAPAN TREASURY DISCOUNT BILL	5.80%	Bonds	Japan
4 INDIA GOVERNMENT BOND	4.86%	Bonds	India
5 UNITED STATES TREASURY NOTE/BOND	4.80%	Bonds	United States
6 UNITED STATES TREASURY NOTE/BOND	4.27%	Bonds	United States
7 TITULOS DE TESORERIA B	3.58%	Bonds	Colombia
8 NOTA DO TESOURO NACIONAL NTN	3.16%	Bonds	Brazil
9 NOTA DO TESOURO NACIONAL NTN	3.15%	Bonds	Brazil
10 NOTA DO TESOURO NACIONAL NTN	3.12%	Bonds	Brazil


Asset Allocation



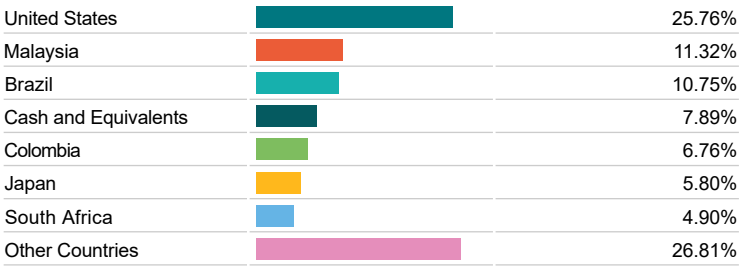
Regional Allocation



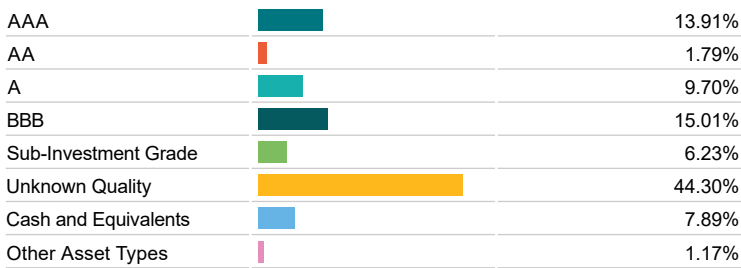
Bond Sector Breakdown



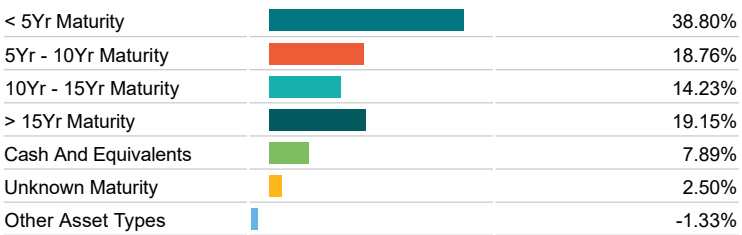
Top Country Breakdown



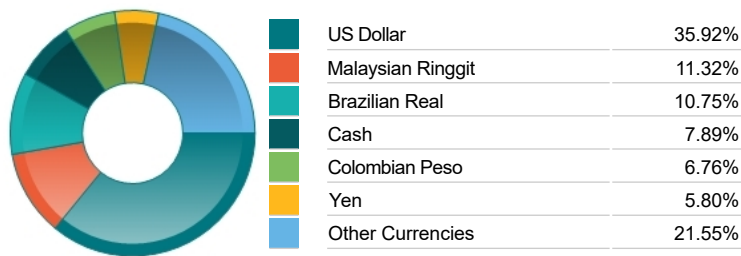
Fixed Interest Quality Profile



Fixed Interest Maturity Profile



Fixed Interest Currencies



Important Information

- The Industry Classification Benchmark is a product of FTSE International Limited and has been licensed for use.
- "Prudential" is a trading name of The Prudential Assurance Company Limited, which is registered in England and Wales. Registered office at 10 Fenchurch Avenue, London EC3M 5AG. Registered number 15454. Authorised by the Prudential Regulation Authority and regulated by the Financial Conduct Authority and the Prudential Regulation Authority.

Commentary

[No data]

Important Information

- "Prudential" is a trading name of The Prudential Assurance Company Limited, which is registered in England and Wales. Registered office at 10 Fenchurch Avenue, London EC3M 5AG. Registered number 15454. Authorised by the Prudential Regulation Authority and regulated by the Financial Conduct Authority and the Prudential Regulation Authority.