

### Benchmark

Benchmark	MSCI AC Asia Pacific (ex-Japan) Index
Benchmark Category	-
IA Sector	Specialist

### Identification Codes

Sedol Code	B57S0V2
Mex Code	CFASPL
Isin Code	GB00B57S0V20
Citi Code	HUA8

### Fund Overview

Mid (20/12/2024)	324.13p
Historic yield	0.83%
Fund size (30/11/2024)	£6476.74m
Number of holdings	44
Ongoing Charges	0.85%
Launch date	19/11/2009

### Fund Charges

Entry Charge	0.00%
Ongoing Charges	0.85%

### Fund Background

Valuation frequency	Daily
Valuation point	12:00
Fund type	OEIC
Launch price	£1.00
Fund currency	Pound Sterling
Fund domicile	United Kingdom
ISA allowable	Yes
SIPP allowable	Yes

### Dealing

Minimum Investment	£500000
Minimum Top Up	£50000
Minimum Regular Saving	-
Settlement Period: Buy	4 days
Settlement Period: Sell	4 days
Pricing Basis	Forward
Dealing Decimals	3

### Distribution Dates

Ex dividend date(s)	Income payment date(s)
01 February	31 March
01 August	30 September

### Aims

This fund aims to achieve long term capital growth. The fund invests in large and mid capitalisation equities in the Asia Pacific region (excluding Japan, including Australasia).

### Performance



### Discrete performance - to last month end

	30/11/19 to 30/11/20	30/11/20 to 30/11/21	30/11/21 to 30/11/22	30/11/22 to 30/11/23	30/11/23 to 30/11/24
Fund	17.3%	17.4%	-5.2%	-5.3%	12.3%

### Annualised performance

	Annualised		
	3 Years to 30/11/24	5 Years to 30/11/24	10 Years to 30/11/24
Fund	0.3%	6.8%	7.6%

### Fund Managers



Name: Sashi Reddy David Gait  
 Manager for: 8 years, 5 months 8 years, 5 months

### Ratings

FE Crown



### Group Details

Group name	Stewart Investors (First Sentier Investors) (UK)
Group address	Finsbury Circus House 15 Finsbury Circus London EC2M 7EB
Group telephone	020 7332 6500
Dealing telephone	-
Email	-
Homepage	www.firstsentierinvestors.com
Fax number	-

### Important Information

- Source of portfolio data: Broadridge. Source of performance data: FE fundinfo. We can't predict the future. Past performance isn't a guide to future performance. The figures shown are intended only to demonstrate performance history of the fund, after allowing for the impact of ongoing charges, but take no account of product charges. Ongoing charges may vary in the future and may be higher than they are now. Fund performance is based upon the movement of the daily price and is shown as total return in GBP with income reinvested. The value of your client's investment can go down as well as up and the amount your client gets back may be less than they put in.
- This factsheet is for investment professionals and is for information purposes only. Should you wish to present any of this content to your client, please refer to similar pages on pru.co.uk. You should refer to your client's policy documentation and supporting brochures for fund availability, investment strategy, any product information and charges. Every care has been taken in populating this output, however it must be appreciated that neither Broadridge, Prudential nor their sources guarantee the accuracy, adequacy or completeness of this information or make any warranties regarding results from its usage.


**Top 10 Holdings**

Name	% Weight	Sector	Country
1 MAHINDRA & MAHINDRA LTD	8.72%	Automobiles & Parts	India
2 HDFC BANK LIMITED	5.61%	Banks	India
3 OVERSEA-CHINESE BANKING CORPORATION LIMITED	5.51%	Banks	Singapore
4 HOYA CORP	5.21%	Medical Equipment & Services	Japan
5 TATA CONSULTANCY SERVICES LIMITED	4.21%	Software & Computer Services	India
6 TAIWAN SEMICONDUCTOR MANUFACTURING COMPANY LIMITED	4.01%	Technology Hardware & Equipment	Taiwan
7 SAMSUNG ELECTRONICS CO. LTD	3.71%	Telecommunications Equipment	South Korea
8 TECH MAHINDRA	3.51%	Software & Computer Services	India
9 SHENZHEN INOVANCE TECHNOLOGY CO. LTD	3.31%	Industrial Engineering	China
10 DR. REDDY'S LABORATORIES LIMITED	3.31%	Pharmaceuticals & Biotechnology	India

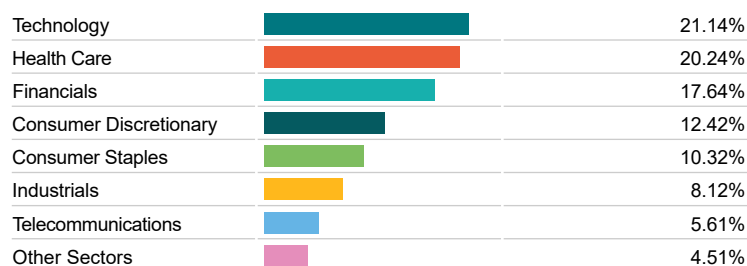
**Asset Allocation**



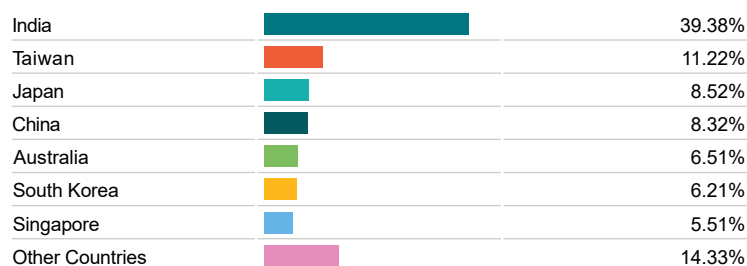
**Regional Allocation**



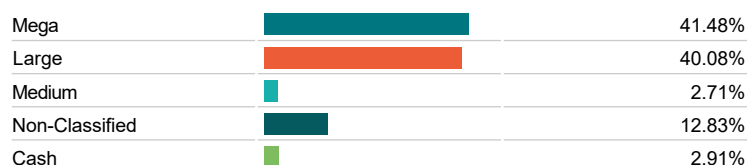
**Equity Sector Breakdown**



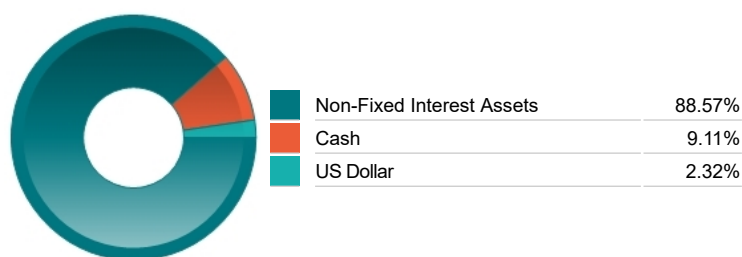
**Top Country Breakdown**



**Breakdown By Market Cap (%)**



**Fixed Interest Currencies**



**Important Information**

- The Industry Classification Benchmark is a product of FTSE International Limited and has been licensed for use.
- "Prudential" is a trading name of The Prudential Assurance Company Limited, which is registered in England and Wales. Registered office at 10 Fenchurch Avenue, London EC3M 5AG. Registered number 15454. Authorised by the Prudential Regulation Authority and regulated by the Financial Conduct Authority and the Prudential Regulation Authority.