

## Benchmark

Benchmark	FTSE All World Developed Europe Ex UK TR Index - in GBP Net Return
Benchmark Category	-
IA Sector	Europe Excluding UK

## Identification Codes

Sedol Code	B3Y7MQ7
Mex Code	MYAABK
Isin Code	GB00B3Y7MQ71
Citi Code	NOU3

## Fund Overview

Bid (23/08/2024)	190.13p
Offer (23/08/2024)	190.46p
Historic yield	3.95%
Fund size (30/06/2024)	£1483.40m
Number of holdings	288
Ongoing Charges	0.91%
Launch date	06/05/2011

## Fund Charges

Entry Charge	0.00%
Ongoing Charges	0.91%

## Fund Background

Valuation frequency	Daily
Valuation point	12:00
Fund type	Unit Trust
Launch price	£1.00
Fund currency	Pound Sterling
Fund domicile	United Kingdom
ISA allowable	Yes
SIPP allowable	Yes

## Dealing

Minimum Investment	£100000
Minimum Top Up	£100
Minimum Regular Saving	-
Settlement Period: Buy	3 days
Settlement Period: Sell	3 days
Pricing Basis	Forward
Dealing Decimals	3

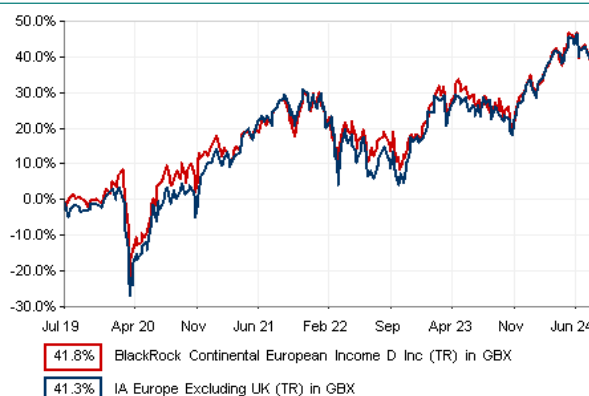
## Distribution Dates

Ex dividend date(s)	Income payment date(s)
01 December	31 January
01 March	30 April
01 June	31 July
01 September	31 October

## Aims

The aim of the BlackRock Continental European Income Fund is to achieve an above average income from its equity investments, compared to the income yield of European equity markets (excluding the UK), without sacrificing long term capital growth. The Fund will invest primarily in the equity securities of companies domiciled in, or exercising the predominant part of their economic activity in Europe excluding the UK. The Fund may also invest in other transferable securities, permitted money market instruments, permitted deposits, cash and near cash and units in collective investment schemes. Derivatives may be used for the purposes of efficient portfolio management.

## Performance



## Discrete performance - to last month end

	31/07/19 to 31/07/20	31/07/20 to 31/07/21	31/07/21 to 31/07/22	31/07/22 to 31/07/23	31/07/23 to 31/07/24
Fund	4.7%	18.8%	-5.4%	9.7%	9.8%
Sector	-1.3%	25.8%	-9.2%	14.4%	9.5%
Rank	21/127	119/129	28/135	112/138	77/139
Quartile	1	4	1	4	3

## Annualised performance

	Annualised		
	3 Years to 31/07/24	5 Years to 31/07/24	10 Years to 31/07/24
Fund	4.5%	7.2%	8.7%
Sector	4.4%	7.2%	8.4%
Rank	84/135	71/127	36/97
Quartile	3	3	2

## Fund Managers



Name: Andreas Zoellinger  
Manager for: 13 years, 3 months

## Ratings

FE Crown



## Group Details

Group name	BlackRock Investment Management (UK) Limited
Group address	12 Throgmorton Avenue London EC2N 2DL
Group telephone	08457 405 405
Dealing telephone	0800 445522
Email	broker.services@blackrock.com
Homepage	www.blackrock.co.uk
Fax number	020 7743 1135

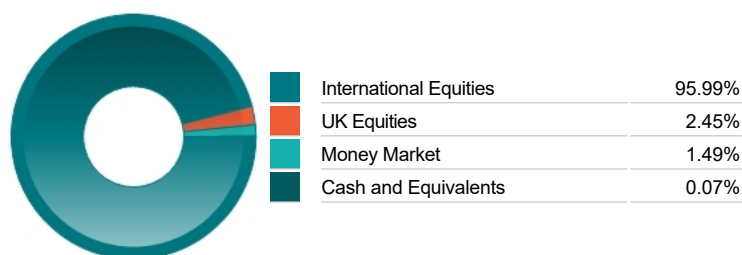
## Important Information

- Source of portfolio data: Broadridge. Source of performance data: FE fundinfo. We can't predict the future. Past performance isn't a guide to future performance. The figures shown are intended only to demonstrate performance history of the fund, after allowing for the impact of ongoing charges, but take no account of product charges. Ongoing charges may vary in the future and may be higher than they are now. Fund performance is based upon the movement of the daily price and is shown as total return in GBP with income reinvested. The value of your client's investment can go down as well as up and the amount your client gets back may be less than they put in.
- This factsheet is for investment professionals and is for information purposes only. Should you wish to present any of this content to your client, please refer to similar pages on pru.co.uk. You should refer to your client's policy documentation and supporting brochures for fund availability, investment strategy, any product information and charges. Every care has been taken in populating this output, however it must be appreciated that neither Broadridge, Prudential nor their sources guarantee the accuracy, adequacy or completeness of this information or make any warranties regarding results from its usage.

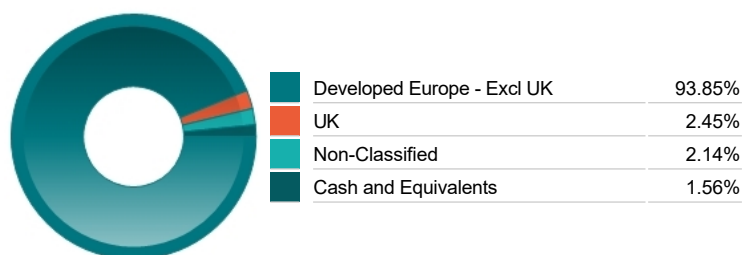
## Top 10 Holdings

Name	% Weight	Sector	Country
1 NOVO NORDISK A/S	6.20%	Pharmaceuticals & Biotechnology	Denmark
2 ASML HOLDING N.V.	4.76%	Technology Hardware & Equipment	Netherlands
3 ENEL - SPA	3.89%	Electricity	Italy
4 COMPAGNIE DE SAINT-GOBAIN	3.72%	Construction & Materials	France
5 TRYG AS	3.49%	Non-life Insurance	Denmark
6 MUNCHENER RUCKVERSICHERUNGS AG	3.37%	Non-life Insurance	Germany
7 VINCI	3.22%	Construction & Materials	France
8 KBC GROEP NV	3.05%	Banks	Belgium
9 UNICREDIT SOCIETA' PER AZIONI	3.04%	Banks	Italy
10 HOLCIM AG	3.03%	Construction & Materials	Switzerland

## Asset Allocation



## Regional Allocation



## Equity Sector Breakdown

Industrials	34.24%
Financials	22.48%
Health Care	14.30%
Consumer Discretionary	8.88%
Technology	7.09%
Basic Materials	4.29%
Utilities	3.89%
Other Sectors	4.83%


## Top Country Breakdown

France	19.49%
Sweden	11.95%
Netherlands	11.81%
Denmark	11.73%
Switzerland	9.77%
Germany	8.60%
Italy	6.94%
Other Countries	19.71%

## Breakdown By Market Cap (%)

Mega	68.25%
Large	15.64%
Medium	3.44%
Non-Classified	11.11%
Cash	1.56%

## Fixed Interest Currencies



## Important Information

- The Industry Classification Benchmark is a product of FTSE International Limited and has been licensed for use. "Prudential" is a trading name of The Prudential Assurance Company Limited, which is registered in England and Wales. Registered office at 10 Fenchurch Avenue, London EC3M 5AG. Registered number 15454. Authorised by the Prudential Regulation Authority and regulated by the Financial Conduct Authority and the Prudential Regulation Authority.