

Benchmark

Benchmark	MSCI Europe ex UK
Benchmark Category	Comparator
IA Sector	Europe Excluding UK

Identification Codes

Sedol Code	B4ZM1M7
Mex Code	Q5EURO
Isin Code	GB00B4ZM1M76
Citi Code	LIM6

Fund Overview

Mid (19/07/2024)	364.03p
Historic yield	1.73%
Fund size (30/06/2024)	£1588.98m
Number of holdings	35
Ongoing Charges	0.86%
Launch date	01/11/2010

Fund Charges

Entry Charge	0.00%
Ongoing Charges	0.86%

Fund Background

Valuation frequency	Daily
Valuation point	12:00
Fund type	Unit Trust
Launch price	£1.00
Fund currency	Pound Sterling
Fund domicile	United Kingdom
ISA allowable	Yes
SIPP allowable	Yes

Dealing

Minimum Investment	£5000000
Minimum Top Up	£100000
Minimum Regular Saving	-
Settlement Period: Buy	4 days
Settlement Period: Sell	4 days
Pricing Basis	Forward
Dealing Decimals	3

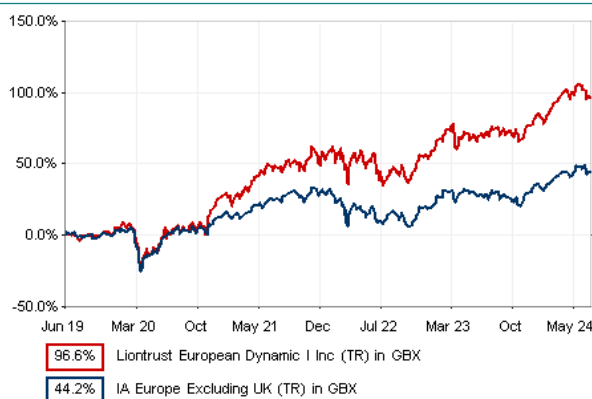
Distribution Dates

Ex dividend date(s)	Income payment date(s)
01 May	30 June

Aims

The Fund aims to deliver capital growth over the long-term (5 years or more).

Performance



Discrete performance - to last month end

	30/06/19 to 30/06/20	30/06/20 to 30/06/21	30/06/21 to 30/06/22	30/06/22 to 30/06/23	30/06/23 to 30/06/24
Fund	2.2%	43.8%	-5.9%	24.8%	13.9%
Sector	0.9%	23.7%	-12.6%	18.4%	11.7%
Rank	42/128	3/130	14/135	21/140	39/141
Quartile	2	1	1	1	2

Annualised performance

	Annualised		
	3 Years to 30/06/24	5 Years to 30/06/24	10 Years to 30/06/24
Fund	10.2%	14.5%	11.9%
Sector	4.9%	7.6%	8.0%
Rank	4/135	1/128	5/97
Quartile	1	1	1

Fund Managers



Name: Samantha Gleave James Inglis-Jones
 Manager for: 11 years, 10 months 17 years, 8 months

Ratings

FE Crown



Group Details

Group name	Liontrust Fund Partners LLP
Group address	2 Savoy Court London WC2R 0EZ
Group telephone	020 7412 1766
Dealing telephone	020 7964 4774
Email	info@liontrust.co.uk
Homepage	www.liontrust.co.uk
Fax number	020 7412 1779

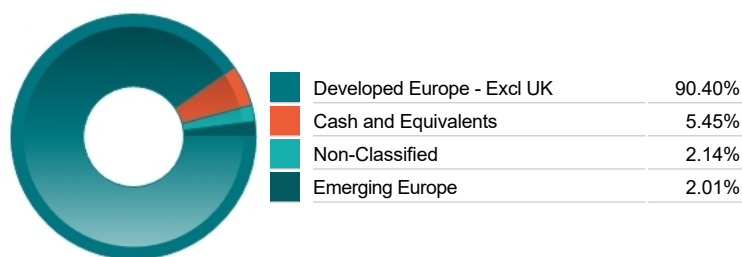
Top 10 Holdings

Name	% Weight	Sector	Country
1 NOVO NORDISK A/S	5.79%	Pharmaceuticals & Biotechnology	Denmark
2 ASML HOLDING N.V.	4.53%	Technology Hardware & Equipment	Netherlands
3 PUBLICIS GROUPE SA	4.34%	Media	France
4 PANDORA A/S	4.01%	Personal Goods	Denmark
5 UNICREDIT SOCIETA' PER AZIONI	3.52%	Banks	Italy
6 ATLAS COPCO AB	3.45%	Industrial Engineering	Sweden
7 WARTSILA OYJ ABP	3.37%	Industrial Engineering	Finland
8 COMPAGNIE DE SAINT-GOBAIN	3.31%	Construction & Materials	France
9 TRELLEBORG AB	3.28%	Industrial Engineering	Sweden
10 INDUSTRIA DE DISENO TEXTIL SA	2.90%	Retailers	Spain

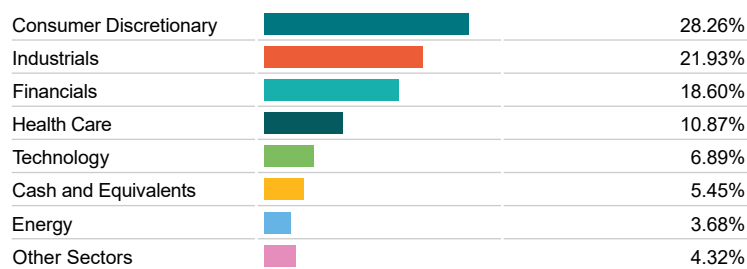
Asset Allocation



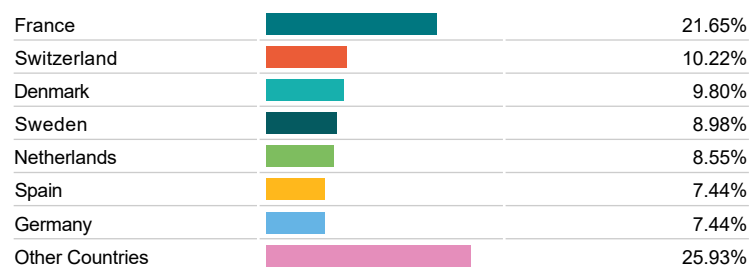
Regional Allocation



Equity Sector Breakdown



Top Country Breakdown



Breakdown By Market Cap (%)

