

Benchmark

Benchmark	Not benchmarked
Sector	ABI Unclassified

Identification Codes

Sedol Code	B534FR5
Mex Code	PUPPPT
Isin Code	GB00B534FR56
Citi Code	FPA8

Fund Overview

Bid (02/07/2024)	212.28
Offer	n/a
Fund size	-
Launch date	13/07/2009

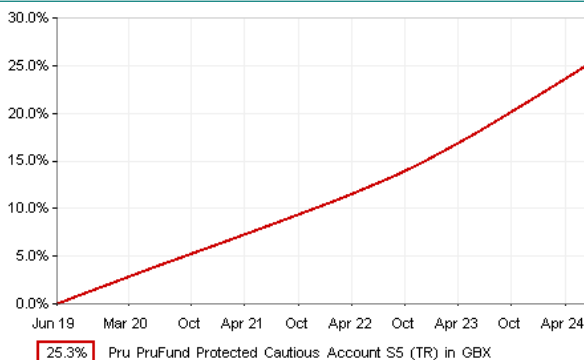
Fund Charges

Annual Management Charge (AMC)	1.68%
Further Costs	0.22%
Yearly Total	1.90%

Aims

Objective: The fund aims to produce growth over the medium to long term (5 to 10 years or more) using a cautious approach to investing while smoothing some of the ups and downs of short-term investment performance. The fund spreads investment risk by investing in a range of different asset types, which currently includes UK and international equities, property, fixed interest securities, index-linked securities, cash and other specialist investments. The cautious approach to investment means the fund aims to invest 50-75% in fixed interest securities, index-linked securities and cash, although we may occasionally move outside this range to meet the fund objectives.

Performance



Discrete performance - to last month end

	30/06/19 to 30/06/20	30/06/20 to 30/06/21	30/06/21 to 30/06/22	30/06/22 to 30/06/23	30/06/23 to 30/06/24
Fund	4.3%	3.9%	4.0%	5.1%	5.8%

Annualised performance

	Annualised		
	3 Years to 30/06/24	5 Years to 30/06/24	10 Years to 30/06/24
Fund	5.0%	4.6%	4.7%

Fund Managers



































Name: M&G Treasury & Investment office (Charles Griffith)
 Manager of the underlying fund for: 9 years, 6 months

Important Information

- Because of changes in exchange rates the value of your investment, as well as any money you take from it, can go down as well as up.
- We can't predict the future. Past Performance isn't a guide to future performance. For the range of PruFund funds, what you receive will depend on the value of the underlying investments, the smoothing process, our charges, and when you take your money out.
- The capital guarantee, if applicable, is applied at the end of the guarantee term specified in your personal illustration document. The guarantees we provide are backed by the Prudential Assurance Company Limited (PAC) With-Profits Fund. We do not use a third party to back our guarantees. Some guarantees are currently closed to new investments.
- Source of portfolio data: Broadridge. Source of performance data: FE fundinfo. We can't predict the future. Past performance isn't a guide to future performance. The figures shown are intended only to demonstrate performance history of the fund, after allowing for the impact of fund charges and further costs, but take no account of product charges, or any Annual Management Charge paid for by the deduction of units. Charges and further costs may vary in the future and may be higher than they are now. Fund performance is based upon the movement of the daily price and is shown as total return in GBP with net income reinvested. The value of your client's investment can go down as well as up and the amount your client gets back may be less than they put in.
- This factsheet is for investment professionals and is for information purposes only. Should you wish to present any of this content to your client, please refer to similar pages on pru.co.uk. You should refer to your client's policy documentation and supporting brochures for fund availability, investment strategy, any product information and charges. Every care has been taken in populating this output, however it must be appreciated that neither Broadridge, Prudential nor their sources guarantee the accuracy, adequacy or completeness of this information or make any warranties regarding results from its usage.

Asset Allocation

Name		% Weight
US Investment Grade		10.60%
UK Investment Grade		9.80%
Asia Fixed Interest		9.40%
UK Equities		6.60%
Private High Yield		6.20%
UK Property		6.00%
Emerging Market Debt		4.10%
UK High Yield		3.60%
Private Equity		3.50%
North American Equities		3.40%
Europe Investment Grade		3.10%
Infrastructure		2.80%
US Treasury		2.60%
Tactical Investment Opportunities		2.40%
European Equities		2.30%
Asia ex. Japan Equities		2.20%
Cash & Equivalents		2.20%
Asia Property		2.10%
Japanese Equities		1.70%
Europe High Yield		1.60%
Hedge Fund		1.60%
China Equities		1.30%
North America Property		1.30%
Africa Fixed Interest		1.30%
Europe ex UK property		1.20%
Lower Risk Private Credit		1.20%
Convertibles		1.20%
Middle East and Africa Equities		1.10%
India Equities		1.00%
US High Yield		1.00%
Global Emerging Markets Equities		0.80%
Global High Yield		0.80%

Important Information

- Because of changes in exchange rates the value of your investment, as well as any money you take from it, can go down as well as up. We can't predict the future. Past Performance isn't a guide to future performance. For the range of PruFund funds, what you receive will depend on the value of the underlying investments, the smoothing process, our charges, and when you take your money out.
- The capital guarantee, if applicable, is applied at the end of the guarantee term specified in your personal illustration document. The guarantees we provide are backed by the Prudential Assurance Company Limited (PAC) With-Profits Fund. We do not use a third party to back our guarantees. Some guarantees are currently closed to new investments.
- "Prudential" is a trading name of The Prudential Assurance Company Limited, which is registered in England and Wales. Registered office at 10 Fenchurch Avenue, London EC3M 5AG. Registered number 15454. Authorised by the Prudential Regulation Authority and regulated by the Financial Conduct Authority and the Prudential Regulation Authority.

Commentary

31 March 2024

Buoyed by subsiding inflationary pressures, robust economic data and the prospect of oncoming rate cuts, the first quarter concluded with solid gains for global equity markets. It was a different story for bonds, however. The rally in bond markets at the end of last year faded as investors pushed back their timing of potential interest rate cuts by central banks. Bond yields rose in January and February before recovering somewhat in March when the Federal Reserve (Fed) confirmed that it expected to cut rates three times this year. The 10-year US Treasury yield ended the period at 4.2%, up from 3.9%. UK gilt yields were up slightly, along with those of euro sovereigns and Japanese government bonds.

Equity markets started the year with an impressive rally. The US stockmarket registered its best first quarter in five years, driven partly by the continued appetite for artificial intelligence. Weakness of the yen helped fuel another surge in Japanese equities. European equities also posted solid gains. UK equities made a positive start to the year, although they trailed other regions. At the sector level, technology stocks were the clear outperformer, closely followed by communication services, energy and financials. Gold rose by 7.2% (in US dollars). The dollar strengthened against major currencies including sterling and the euro. Brent crude oil was up 12.5% (in US dollars) as ongoing production cuts and geopolitical tensions continue to impact markets.

The M&G Treasury & Investment Office (T&IO) outlook is cautious as much uncertainty remains.

Important Information

- Prudential is a trading name of The Prudential Assurance Company Limited, which is registered in England and Wales. Registered office at 10 Fenchurch Avenue, London EC3M 5AG. Registered number 15454. Authorised by the Prudential Regulation Authority and regulated by the Financial Conduct Authority and the Prudential Regulation Authority.