

Benchmark

Benchmark	Mixed Investment 20-60% Shares
Benchmark Category	-
IA Sector	Mixed Investment 20-60% Shares

Identification Codes

Sedol Code	B80KXN9
Mex Code	IQBAAO
Isin Code	GB00B80KXN90
Citi Code	G6HE

Fund Overview

Mid (19/07/2024)	85.66p
Historic yield	4.80%
Fund size (31/05/2024)	£317.18m
Number of holdings	2391
Ongoing Charges	1.43%
Launch date	29/06/2012

Fund Charges

Entry Charge	0.00%
Ongoing Charges	1.43%

Fund Background

Valuation frequency	Daily
Valuation point	12:00
Fund type	OEIC
Launch price	£1.00
Fund currency	Pound Sterling
Fund domicile	United Kingdom
ISA allowable	Yes
SIPP allowable	Yes

Dealing

Minimum Investment	-
Minimum Top Up	-
Minimum Regular Saving	-
Settlement Period: Buy	4 days
Settlement Period: Sell	4 days
Pricing Basis	Forward
Dealing Decimals	2

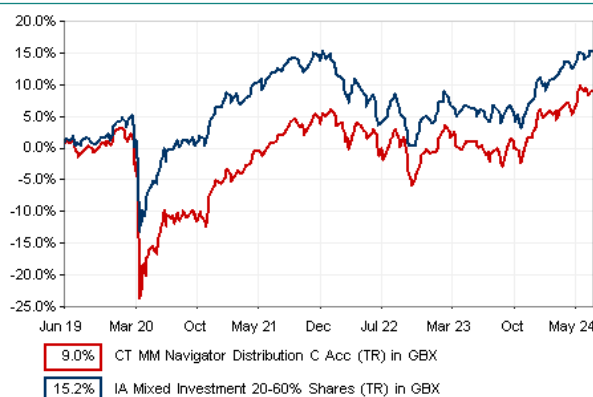
Distribution Dates

Ex dividend date(s)	Income payment date(s)
01 December	28 February
01 March	31 May
01 June	31 August
01 September	30 November

Aims

The Fund aims to achieve an income return, with some capital growth.

Performance



Discrete performance - to last month end

	30/06/19 to 30/06/20	30/06/20 to 30/06/21	30/06/21 to 30/06/22	30/06/22 to 30/06/23	30/06/23 to 30/06/24
Fund	-11.1%	13.7%	-1.9%	0.3%	9.7%
Sector	-0.6%	12.7%	-7.1%	1.2%	9.4%
Rank	146/147	77/155	15/165	121/173	82/188
Quartile	4	2	1	3	2

Annualised performance

	Annualised		
	3 Years to 30/06/24	5 Years to 30/06/24	10 Years to 30/06/24
Fund	2.6%	1.7%	3.2%
Sector	0.9%	2.9%	3.8%
Rank	22/165	125/147	81/104
Quartile	1	4	4

Fund Managers



Name: Robert Burdett Gary Potter
 Manager for: 16 years, 9 months 16 years, 9 months

Ratings

FE Crown



Group Details

Group name	Columbia Threadneedle (ex BMO OEIC)
Group address	Cannon Place 78 Cannon Street London EC4N 6AG
Group telephone	0845 799 2299
Dealing telephone	-
Email	-
Homepage	www.columbiathreadneedle.com
Fax number	-

Important Information

- Source of portfolio data: Broadridge. Source of performance data: FE fundinfo. We can't predict the future. Past performance isn't a guide to future performance. The figures shown are intended only to demonstrate performance history of the fund, after allowing for the impact of ongoing charges, but take no account of product charges. Ongoing charges may vary in the future and may be higher than they are now. Fund performance is based upon the movement of the daily price and is shown as total return in GBP with income reinvested. The value of your client's investment can go down as well as up and the amount your client gets back may be less than they put in.
- This factsheet is for investment professionals and is for information purposes only. Should you wish to present any of this content to your client, please refer to similar pages on pru.co.uk. You should refer to your client's policy documentation and supporting brochures for fund availability, investment strategy, any product information and charges. Every care has been taken in populating this output, however it must be appreciated that neither Broadridge, Prudential nor their sources guarantee the accuracy, adequacy or completeness of this information or make any warranties regarding results from its usage.

Top 10 Fund Holdings

Name	% Weight
1 Schroder US Equity Income Maximiser Class Z	7.68%
2 J O Hambro CM UK Equity Income Class Y	7.12%
3 Man Group GLG Sterling Corporate Bond Professional D	6.63%
4 MI TwentyFour Investment Funds Dynamic Bond Class M Gross	6.59%
5 Montanaro Montanaro UK Income Fund GBP Class	6.52%
6 Janus Henderson Investors Strategic Bond Class I	5.74%
7 Schroder Income Maximiser Class A	4.36%
8 MI TwentyFour Investment Funds Monument Bond Class L Gross	4.08%
9 Man Group GLG High Yield Opportunities Class D	4.07%
10 Prusik Asian Equity Income Class 2X	3.74%

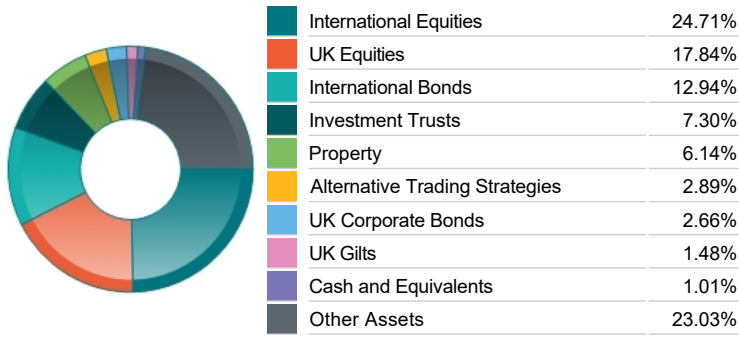
Top 10 Holdings

Name	% Weight
1 Gravis Capital Management Ltd GCP Infrastructure Investments Ltd Ord GBP0.01	3.70%
2 Darwin Alternatives Leisure Property Class M	2.83%
3 Atrato Onsite Energy Supermarket Income REIT Plc ORD GBP0.01	2.06%
4 CIFC GLOBAL FLOATING RATE CRED CIFC GLBL FLT RT CR B2 GBP	1.17%
5 LondonMetric Property PLC LondonMetric Property Ord GBP0.10	0.93%
6 T 4 1/2 11/15/33	0.75%
7 DBR 2.2 02/15/34	0.59%
8 MICROSOFT CORPORATION	0.58%
9 APPLE	0.57%
10 BP	0.54%

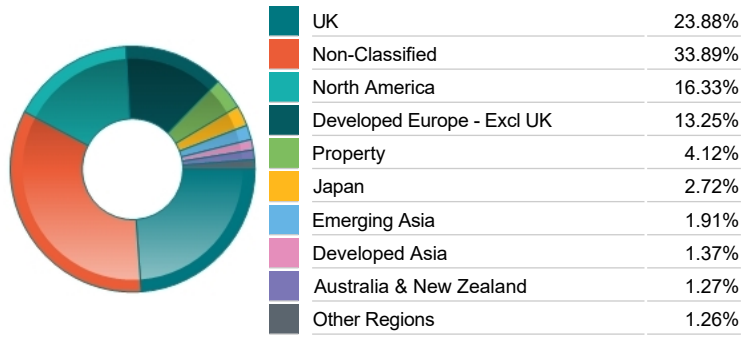
Important Information

- The Industry Classification Benchmark is a product of FTSE International Limited and has been licensed for use. "Prudential" is a trading name of The Prudential Assurance Company Limited, which is registered in England and Wales. Registered office at 10 Fenchurch Avenue, London EC3M 5AG. Registered number 15454. Authorised by the Prudential Regulation Authority and regulated by the Financial Conduct Authority and the Prudential Regulation Authority.

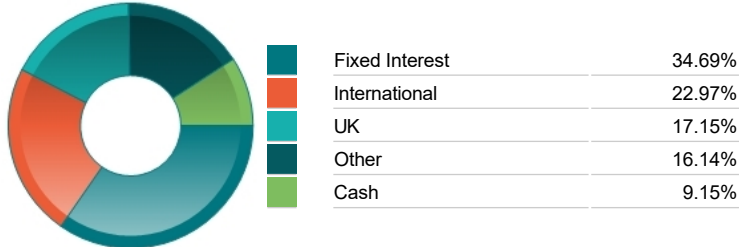
Asset Allocation



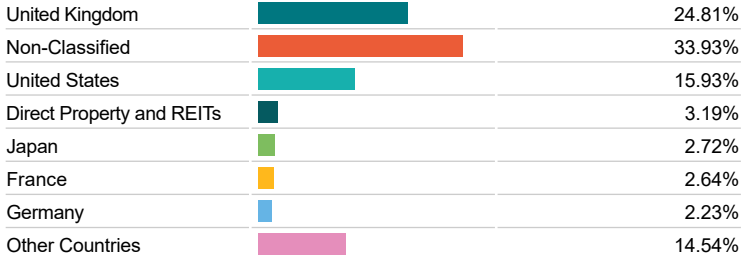
Regional Allocation



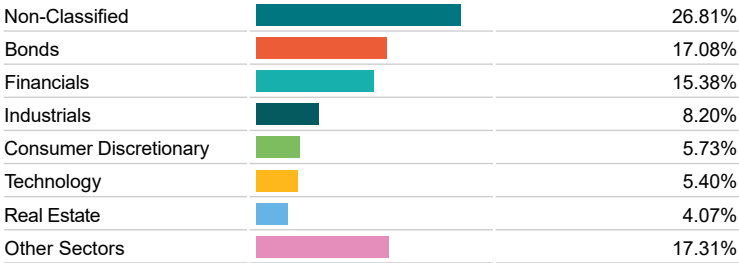
Asset Allocation



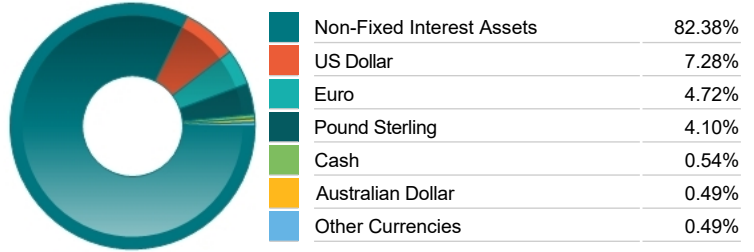
Top Country Breakdown



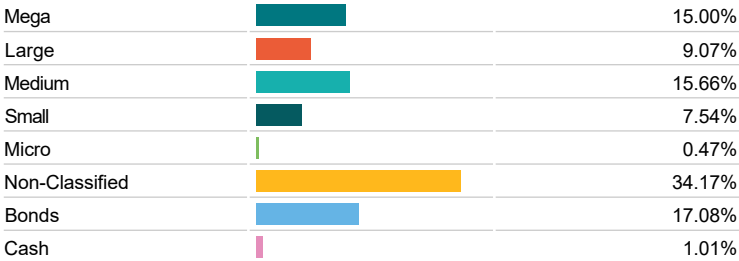
Sector Breakdown



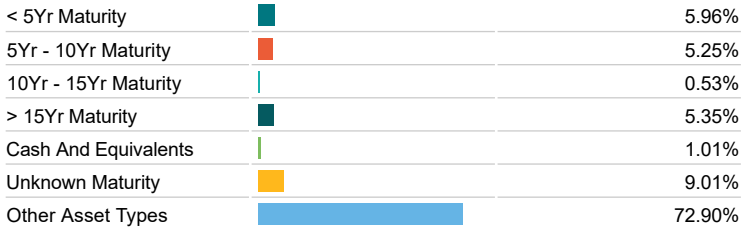
Fixed Interest Currencies



Breakdown By Market Cap (%)



Fixed Interest Maturity Profile



Fixed Interest Quality Profile

