

Benchmark

Benchmark	IA UK Equity Income* (*indicative purposes only)
Benchmark Category	-
IA Sector	UK Equity Income

Identification Codes

Sedol Code	B3Q9WG1
Mex Code	LENCOM
Isin Code	GB00B3Q9WG18
Citi Code	0WFG

Fund Overview

Mid (19/07/2024)	2130.32p
Historic yield	4.28%
Fund size (31/12/2023)	£693.49m
Number of holdings	39
Ongoing Charges	0.78%
Launch date	12/02/1971

Fund Charges

Entry Charge	0.00%
Ongoing Charges	0.78%

Fund Background

Valuation frequency	Daily
Valuation point	12:00
Fund type	Unit Trust
Launch price	£0.25
Fund currency	Pound Sterling
Fund domicile	United Kingdom
ISA allowable	Yes
SIPP allowable	Yes

Dealing

Minimum Investment	£1000000
Minimum Top Up	£500
Minimum Regular Saving	-
Settlement Period: Buy	4 days
Settlement Period: Sell	4 days
Pricing Basis	Forward
Dealing Decimals	2

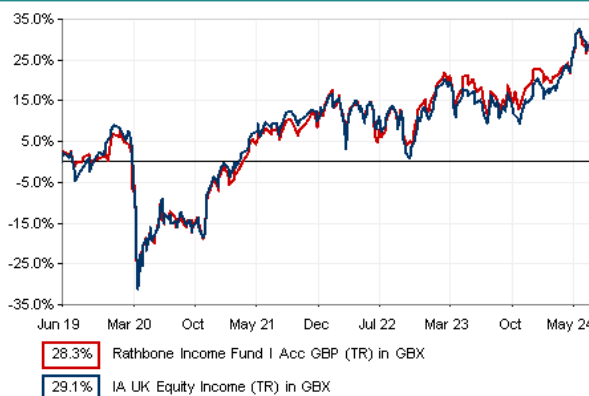
Distribution Dates

Ex dividend date(s)	Income payment date(s)
01 April	31 May
01 October	30 November

Aims

We aim to deliver an annual income that is in line with or better than that of the FTSE All-Share Index over any rolling three-year period. We also aim to increase the income we pay you in line with the Consumer Price Index (CPI) measure of inflation over any rolling five-year period. We aim to generate a greater total return than the FTSE All-Share Index, after fees, over any five-year period. Total return means the return we receive from the value of our investments increasing (capital growth) plus the income we receive from our investments (dividend payments). We use the FTSE All-Share Index as a target for our fund's return and the income we pay because we want to offer you a better income and higher returns than the UK stock market. Increasing your income payments at least in line with the CPI measure of inflation protects your future spending power. We also compare our fund against the Investment Association (IA) UK Equity Income sector because the funds in it are similar to ours.

Performance



Discrete performance - to last month end

	30/06/19 to 30/06/20	30/06/20 to 30/06/21	30/06/21 to 30/06/22	30/06/22 to 30/06/23	30/06/23 to 30/06/24
Fund	-13.2%	23.4%	-1.2%	9.1%	11.0%
Sector	-13.6%	25.4%	-0.3%	4.3%	14.5%
Rank	32/74	44/74	47/76	12/77	71/77
Quartile	2	3	3	1	4

Annualised performance

	Annualised		
	3 Years to 30/06/24	5 Years to 30/06/24	10 Years to 30/06/24
Fund	6.2%	5.1%	5.7%
Sector	6.0%	5.2%	5.3%
Rank	44/76	43/74	25/63
Quartile	3	3	2

Fund Managers



Name: Carl Stick Alan Dobbie
Manager for: 24 years, 6 months 5 years, 9 months

Ratings

FE Crown



Group Details

Group name	Rathbones Asset Management Limited
Group address	8 Finsbury Circus London EC2M 7AZ
Group telephone	020 7399 0000
Dealing telephone	08459 220044
Email	rutm@rathbones.com
Homepage	www.rutm.com
Fax number	020 7399 0011


Important Information

- Source of portfolio data: Broadridge. Source of performance data: FE fundinfo. We can't predict the future. Past performance isn't a guide to future performance. The figures shown are intended only to demonstrate performance history of the fund, after allowing for the impact of ongoing charges, but take no account of product charges. Ongoing charges may vary in the future and may be higher than they are now. Fund performance is based upon the movement of the daily price and is shown as total return in GBP with income reinvested. The value of your client's investment can go down as well as up and the amount your client gets back may be less than they put in.
- This factsheet is for investment professionals and is for information purposes only. Should you wish to present any of this content to your client, please refer to similar pages on pru.co.uk. You should refer to your client's policy documentation and supporting brochures for fund availability, investment strategy, any product information and charges. Every care has been taken in populating this output, however it must be appreciated that neither Broadridge, Prudential nor their sources guarantee the accuracy, adequacy or completeness of this information or make any warranties regarding results from its usage.

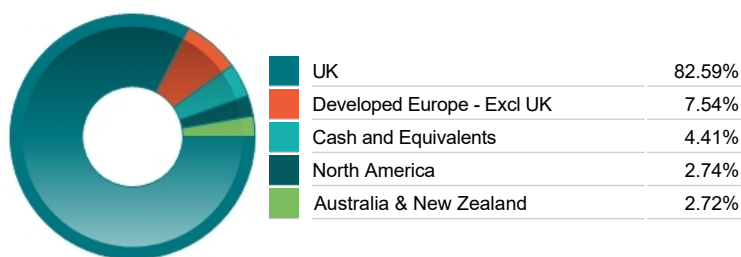
Top 10 Holdings

Name	% Weight	Sector	Country
1 ASTRAZENECA	4.12%	Pharmaceuticals & Biotechnology	United Kingdom
2 SHELL	4.06%	Non-Renewable Energy	United Kingdom
3 SSE	4.03%	Electricity	United Kingdom
4 NATIONAL GRID	3.82%	Gas, Water & Multi-utilities	United Kingdom
5 BP	3.75%	Non-Renewable Energy	United Kingdom
6 BAE SYSTEMS	3.68%	Aerospace & Defence	United Kingdom
7 RIO TINTO	3.46%	Industrial Metals & Mining	United Kingdom
8 LLOYDS BANKING GROUP	3.44%	Banks	United Kingdom
9 LEGAL & GENERAL GROUP	3.26%	Life Insurance	United Kingdom
10 RELX	3.26%	Media	United Kingdom

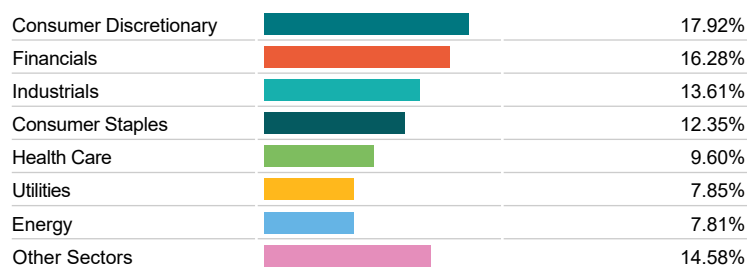
Asset Allocation



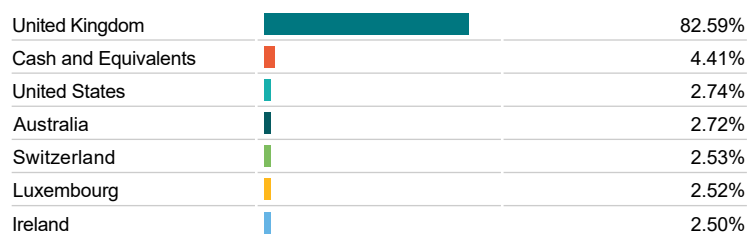
Regional Allocation



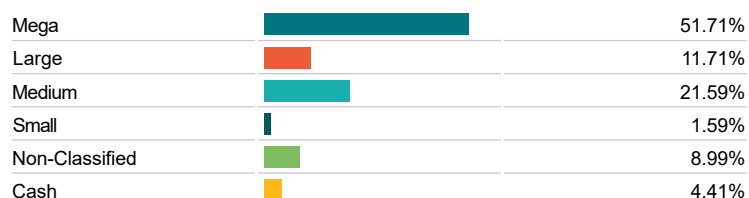
Equity Sector Breakdown



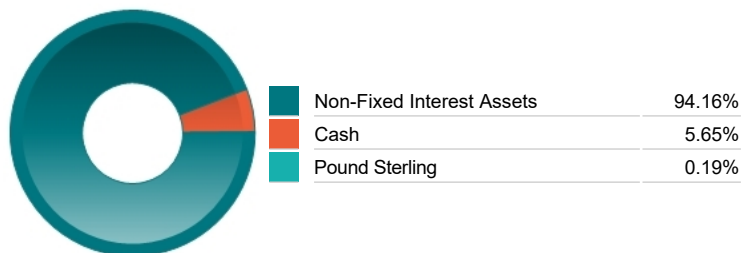
Top Country Breakdown



Breakdown By Market Cap (%)



Fixed Interest Currencies



Important Information

- The Industry Classification Benchmark is a product of FTSE International Limited and has been licensed for use. "Prudential" is a trading name of The Prudential Assurance Company Limited, which is registered in England and Wales. Registered office at 10 Fenchurch Avenue, London EC3M 5AG. Registered number 15454. Authorised by the Prudential Regulation Authority and regulated by the Financial Conduct Authority and the Prudential Regulation Authority.

Commentary

SEE <https://www.rutm.com/pa/investment-notes.aspx>

Important Information

- "Prudential" is a trading name of The Prudential Assurance Company Limited, which is registered in England and Wales. Registered office at 10 Fenchurch Avenue, London EC3M 5AG. Registered number 15454. Authorised by the Prudential Regulation Authority and regulated by the Financial Conduct Authority and the Prudential Regulation Authority.