

Benchmark

Benchmark	Merrill Lynch European Currency High Yield (3%) Constrained Index ex Subordinated Financials (Hedged to £)
Benchmark Category	-
IA Sector	£ High Yield

Identification Codes

Sedol Code	B99MVQ2
Mex Code	DDTI24
Isin Code	GB00B99MVQ21
Citi Code	J6HD

Fund Overview

Mid (23/08/2024)	94.54p
Distribution yield	5.05%
Underlying yield	-
Fund size (31/05/2024)	£368.88m
Number of holdings	345
Ongoing Charges	0.73%
Launch date	24/09/2013

Fund Charges

Entry Charge	3.00%
Ongoing Charges	0.73%

Fund Background

Valuation frequency	Daily
Valuation point	12:00
Fund type	OEIC
Launch price	£0.50
Fund currency	Pound Sterling
Fund domicile	United Kingdom
ISA allowable	Yes
SIPP allowable	Yes

Dealing

Minimum Investment	£1000000
Minimum Top Up	£50000
Minimum Regular Saving	-
Settlement Period: Buy	4 days
Settlement Period: Sell	4 days
Pricing Basis	Forward
Dealing Decimals	2

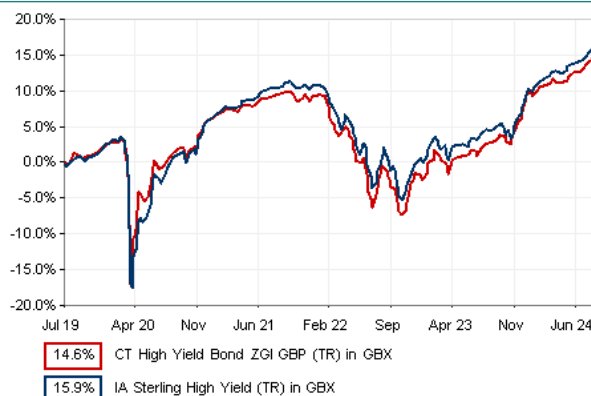
Distribution Dates

Ex dividend date(s)	Income payment date(s)
08 December	04 January
08 January	04 February
08 February	04 March
08 March	04 April
08 April	04 May
08 May	04 June
08 June	04 July
08 July	04 August
08 August	04 September
08 September	04 October
08 October	04 November
08 November	04 December

Aims

The Fund aims to achieve a higher level of income. Income will be paid monthly. The Fund invests principally in higher risk UK and international fixed interest securities. It may also invest in equities.

Performance



Discrete performance - to last month end

	31/07/19 to 31/07/20	31/07/20 to 31/07/21	31/07/21 to 31/07/22	31/07/22 to 31/07/23	31/07/23 to 31/07/24
Fund	0.5%	8.8%	-10.0%	4.3%	11.6%
Sector	-0.2%	10.6%	-9.3%	4.6%	10.8%
Rank	12/25	19/27	16/29	14/29	10/29
Quartile	2	3	3	2	2

Annualised performance

	Annualised		
	3 Years to 31/07/24	5 Years to 31/07/24	10 Years to 31/07/24
Fund	1.6%	2.8%	3.9%
Sector	1.6%	3.0%	3.2%
Rank	17/29	16/25	7/21
Quartile	3	3	2

Fund Managers



Name:	Roman Gaiser	David Backhouse
Manager for:	4 years, 8 months	12 years, 4 months

Ratings

FE Crown



Group Details

Group name	Columbia Threadneedle
Group address	Cannon Place 78 Cannon Street London EC4N 6AG
Group telephone	0800 068 4000
Dealing telephone	0800 068 4000
Email	-
Homepage	www.columbiathreadneedle.com
Fax number	0800 068 4001


Important Information

- Source of portfolio data: Broadridge. Source of performance data: FE fundinfo. We can't predict the future. Past performance isn't a guide to future performance. The figures shown are intended only to demonstrate performance history of the fund, after allowing for the impact of ongoing charges, but take no account of product charges. Ongoing charges may vary in the future and may be higher than they are now. Fund performance is based upon the movement of the daily price and is shown as total return in GBP with income reinvested. The value of your client's investment can go down as well as up and the amount your client gets back may be less than they put in.
- This factsheet is for investment professionals and is for information purposes only. Should you wish to present any of this content to your client, please refer to similar pages on pru.co.uk. You should refer to your client's policy documentation and supporting brochures for fund availability, investment strategy, any product information and charges. Every care has been taken in populating this output, however it must be appreciated that neither Broadridge, Prudential nor their sources guarantee the accuracy, adequacy or completeness of this information or make any warranties regarding results from its usage.

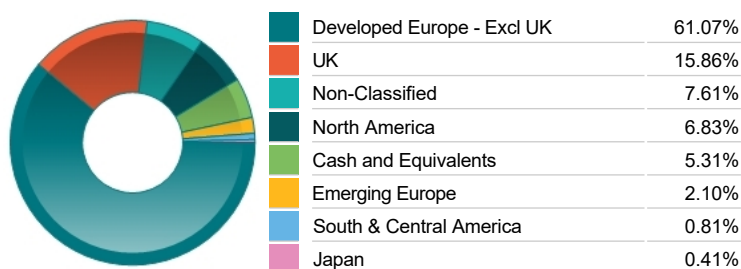
Top 10 Holdings

Name	% Weight	Sector	Country
1 LORCA TELECOM BONDCO 4.00 18/09/2027	0.97%	Bonds	Spain
2 BELLIS ACQUISITION CO PL 8.125 14/05/2030	0.94%	Bonds	United Kingdom
3 INEOS FINANCE PLC 6.375 15/04/2029	0.85%	Bonds	United Kingdom
4 INPOST SA 2.25 15/07/2027	0.84%	Bonds	Luxembourg
5 EMRLD BOR / EMRLD CO-ISS 6.375 15/12/2030	0.82%	Bonds	United States
6 MARKET BIDCO FINCO PLC 5.50 04/11/2027	0.81%	Bonds	United Kingdom
7 ZF EUROPE FINANCE BV 6.125 13/03/2029	0.79%	Bonds	Netherlands
8 TEVA PHARM FNC NL II 3.75 09/05/2027	0.78%	Bonds	Netherlands
9 888 ACQUISITIONS LTD 7.558 15/07/2027	0.74%	Bonds	United Kingdom
10 CD&R FIREFLY BIDCO LTD 8.625 30/04/2029	0.73%	Bonds	United Kingdom

Asset Allocation



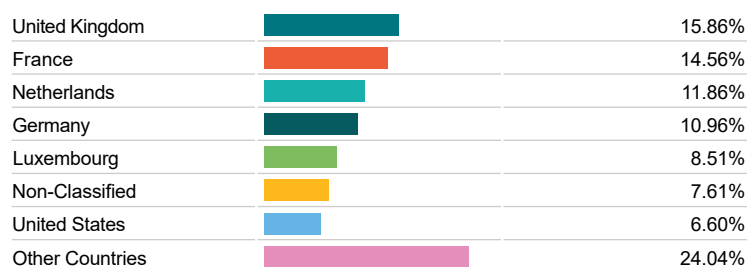
Regional Allocation



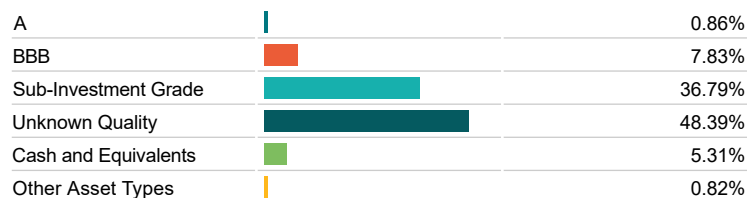
Sector Breakdown



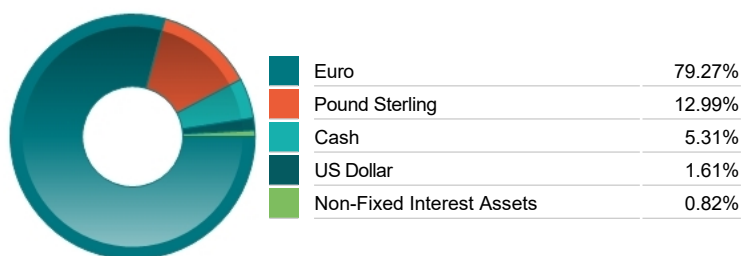
Top Country Breakdown



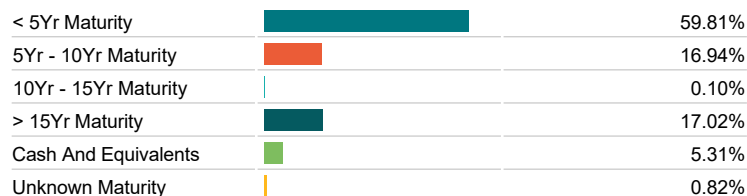
Fixed Interest Quality Profile



Fixed Interest Currencies



Fixed Interest Maturity Profile



Important Information

The Industry Classification Benchmark is a product of FTSE International Limited and has been licensed for use. "Prudential" is a trading name of The Prudential Assurance Company Limited, which is registered in England and Wales. Registered office at 10 Fenchurch Avenue, London EC3M 5AG. Registered number 15454. Authorised by the Prudential Regulation Authority and regulated by the Financial Conduct Authority and the Prudential Regulation Authority.