

Benchmark

Benchmark	Composite
Benchmark Category	-
IA Sector	Unclassified

Identification Codes

Sedol Code	B3P42N4
Mex Code	-
Isin Code	GB00B3P42N43
Citi Code	IBF0

Fund Overview

Mid (19/07/2024)	£1.96
Historic yield	-
Fund size (31/07/2021)	£84.08m
Number of holdings	21620
Ongoing Charges	1.36%
Launch date	01/03/2010

Fund Charges

Entry Charge	0.00%
Ongoing Charges	1.36%

Fund Background

Valuation frequency	Daily
Valuation point	12:00
Fund type	OEIC
Launch price	£1.00
Fund currency	Pound Sterling
Fund domicile	United Kingdom
ISA allowable	Yes
SIPP allowable	Yes

Dealing

Minimum Investment	£2500000
Minimum Top Up	£35000
Minimum Regular Saving	-
Settlement Period: Buy	4 days
Settlement Period: Sell	4 days
Pricing Basis	Forward
Dealing Decimals	4

Distribution Dates

Ex dividend date(s)	Income payment date(s)
01 January	27 February

Aims

The Fund will use a broadly cautious managed investment strategy with the aim of achieving capital growth over the medium to longer term

Performance



Discrete performance - to last month end

	30/06/19 to 30/06/20	30/06/20 to 30/06/21	30/06/21 to 30/06/22	30/06/22 to 30/06/23	30/06/23 to 30/06/24
Fund	-0.9%	10.8%	-6.7%	1.2%	8.3%

Annualised performance

	3 Years to 30/06/24	5 Years to 30/06/24	10 Years to 30/06/24
Fund	0.8%	2.3%	4.1%

Fund Managers



Name: James Klempster John Husselbee
 Manager for: 3 years, 4 months 10 years

Ratings

FE Crown



Group Details

Group name	WS Verbatim
Group address	Fintel House St Andrew's Road Huddersfield HD1 6NA
Group telephone	0844 931 1001
Dealing telephone	-
Email	-
Homepage	www.verbatimassetmanagement.co.uk/
Fax number	-

Important Information

- Source of portfolio data: Broadridge. Source of performance data: FE fundinfo. We can't predict the future. Past performance isn't a guide to future performance. The figures shown are intended only to demonstrate performance history of the fund, after allowing for the impact of ongoing charges, but take no account of product charges. Ongoing charges may vary in the future and may be higher than they are now. Fund performance is based upon the movement of the daily price and is shown as total return in GBP with income reinvested. The value of your client's investment can go down as well as up and the amount your client gets back may be less than they put in.
- This factsheet is for investment professionals and is for information purposes only. Should you wish to present any of this content to your client, please refer to similar pages on pru.co.uk. You should refer to your client's policy documentation and supporting brochures for fund availability, investment strategy, any product information and charges. Every care has been taken in populating this output, however it must be appreciated that neither Broadridge, Prudential nor their sources guarantee the accuracy, adequacy or completeness of this information or make any warranties regarding results from its usage.

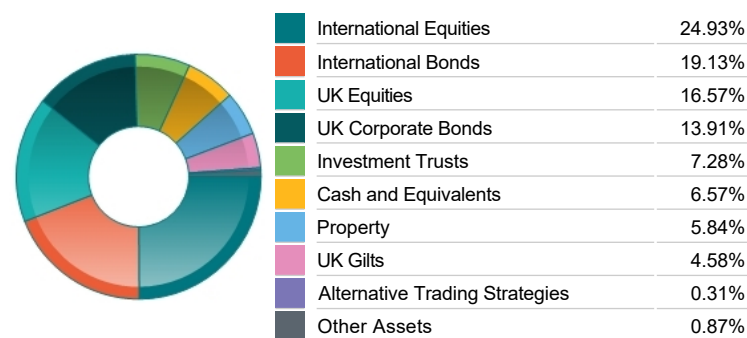
Top 10 Fund Holdings

	Name	% Weight
1	AXA Investment Managers UK Ltd Sterling Buy and Maintain Credit Class Z Gross	7.76%
2	Legal & General Sterling Corporate Bond Index Fund I	6.78%
3	Royal London Corporate Bond Class M	6.02%
4	Fidelity MoneyBuilder Income Class W	5.32%
5	Vanguard Global Bond Index Hedged Acc	5.03%
6	Legal & General All Stocks Gilt Index Trust I	4.30%
7	Fidelity Special Situations Class W	4.23%
8	JPMorgan US Equity Income Class C	4.16%
9	Schroder Schroder Asia Pacific Fund plc Ord GBP0.10	4.15%
10	UBS US Growth Class C	3.96%

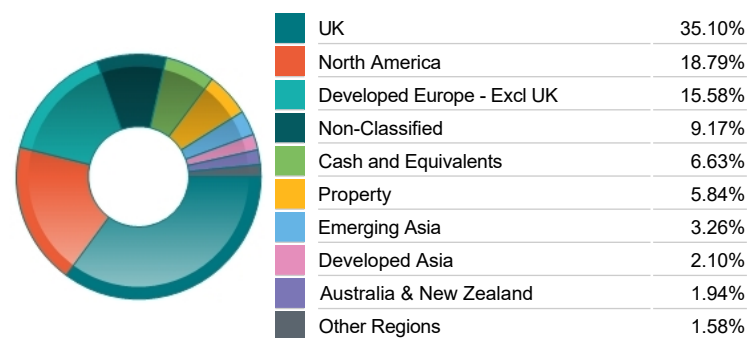
Top 10 Holdings

	Name	% Weight
1	Tritax Big Box REIT Plc Tritax Big Box REIT Ord GBP0.01	2.42%
2	PRIMARY HEALTH PROPERTIES	2.00%
3	ASSURA	1.95%
4	Supermarket Income REIT Plc Supermarket Income REIT Plc ORD GBP0.01	0.78%
5	Civitas Social Housing Plc Civitas Social Housing Plc ORD GBP0.01	0.75%
6	DIAGEO	0.68%
7	MICROSOFT CORP	0.68%
8	UNILEVER	0.68%
9	APPLE INC	0.60%
10	RELX	0.53%

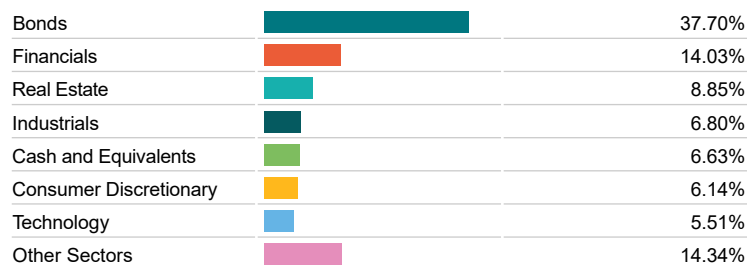
Asset Allocation



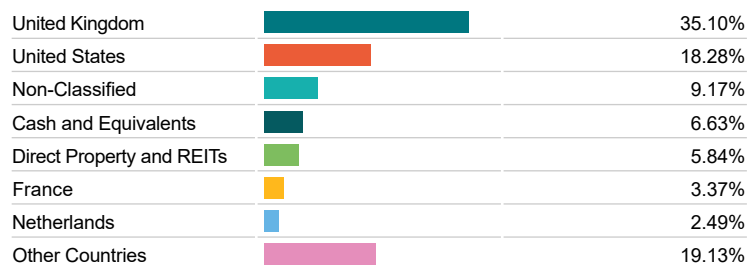
Regional Allocation



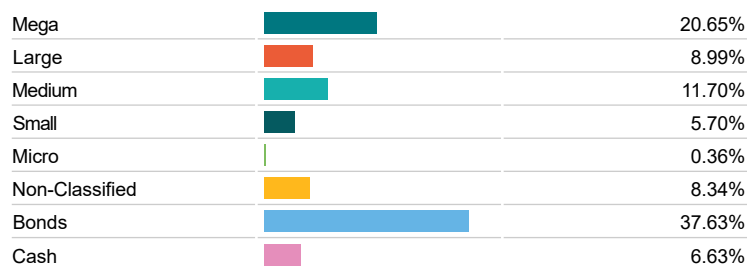
Sector Breakdown



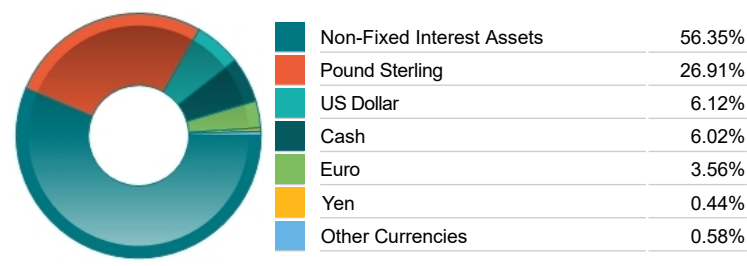
Top Country Breakdown



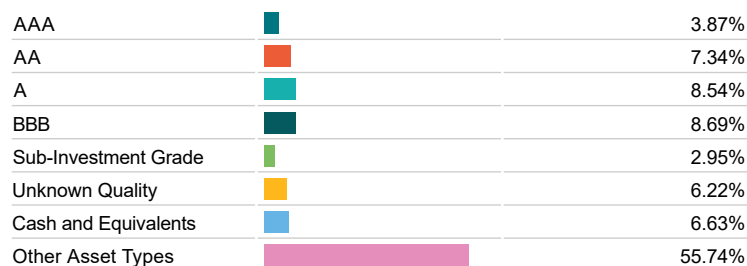
Breakdown By Market Cap (%)



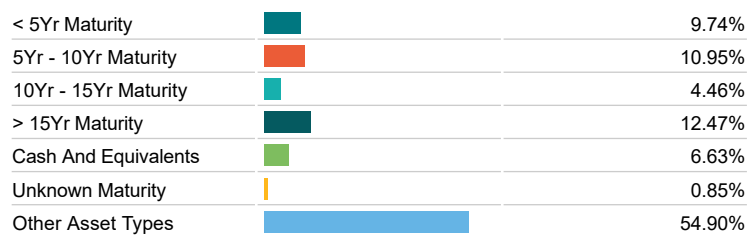
Fixed Interest Currencies



Fixed Interest Quality Profile



Fixed Interest Maturity Profile



Important Information

• The Industry Classification Benchmark is a product of FTSE International Limited and has been licensed for use. "Prudential" is a trading name of The Prudential Assurance Company Limited, which is registered in England and Wales. Registered office at 10 Fenchurch Avenue, London EC3M 5AG. Registered number 15454. Authorised by the Prudential Regulation Authority and regulated by the Financial Conduct Authority and the Prudential Regulation Authority.